

## Single-use mixer

## imPULSE Single-Use Mixer with Touchscreen Console

The Thermo Scientific™ imPULSE™ Single-Use Mixer (S.U.M.) can be utilized for many bioprocess mixing applications. Design features include innovative disc mixing technology, configurable high-end controls, and monitors to fit specific process requirements. These features all enable uniform, superior mixing that can be scaled from 30 L to 5,000 L.

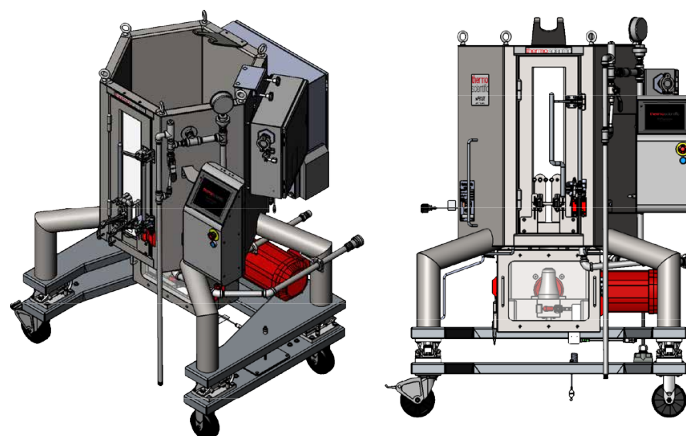
The Touchscreen Console on the imPULSE S.U.M. provides integrated sensor monitoring and pump control for pH and saline titration as well as automatic filling and harvesting.

### Efficient and customizable

Standard imPULSE mixing BioProcess Containers (BPCs) are made of Thermo Scientific™ ASI™ 26/77 polyethylene two-layer film. These BPCs are available with four inlet/outlet lines and a powder addition port. The standard tube sets connect to the imPULSE mixing BPC for liquid addition, powder addition, recirculation, inflation, and vent control. The tube sets are modular and can be customized to best suit your process.

### Features

- 304L stainless steel vessel and sliding window or door and window
- Cleanroom-grade stainless steel, non-marring casters available for 30 L–1,000 L systems
- Rolling diaphragm
- Touchscreen Console: IP54 enclosure
- Fixed powder port



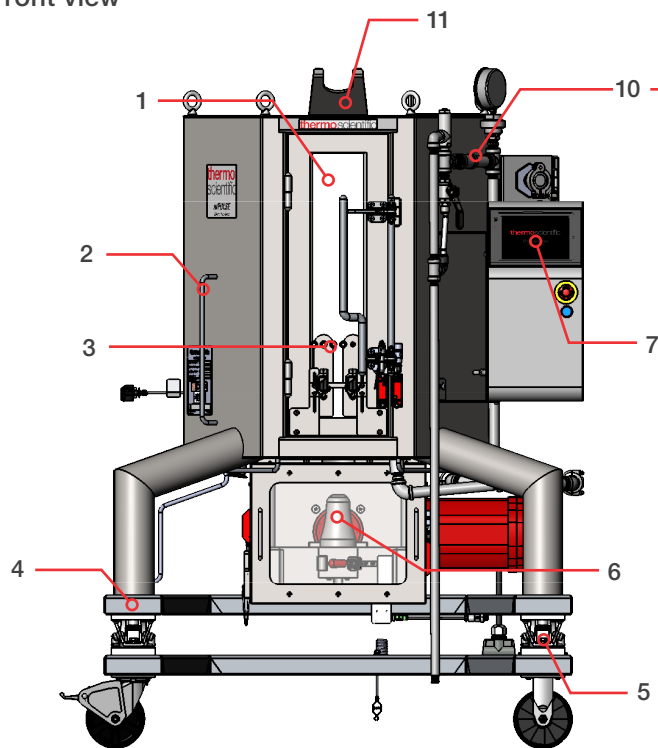
### Benefits

- Touchscreen Console provides ease of use with multifunctional capabilities to monitor and control mixing parameters
- Integrated rolling diaphragm provides the pumping action to the mixing disc and will not abrade the surfaces or produce particulates
- Mixing tank jacket and insulation
- Load cells used in weighing systems enable accurate batch weight monitoring
- Auto-inflation and venting control options
- Adjustable powder port for 1,000 L–5,000 L mixers that fits 1, 5, and 25 kg Thermo Scientific™ Powdertainer™ BPCs
- Open cart frame for easier cleaning

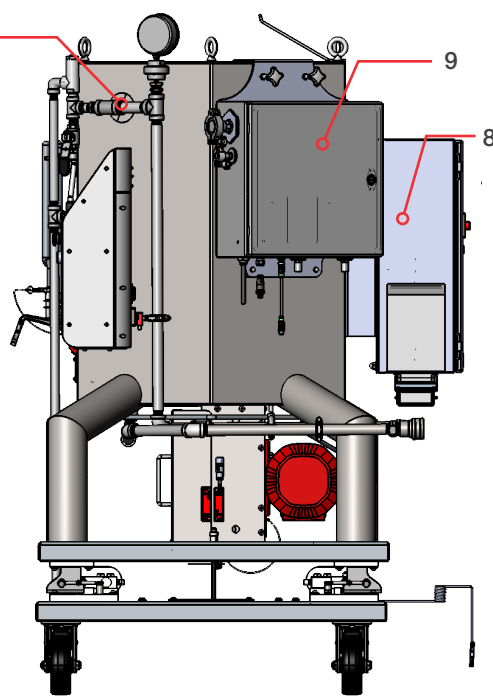
## imPULSE S.U.M. hardware design elements

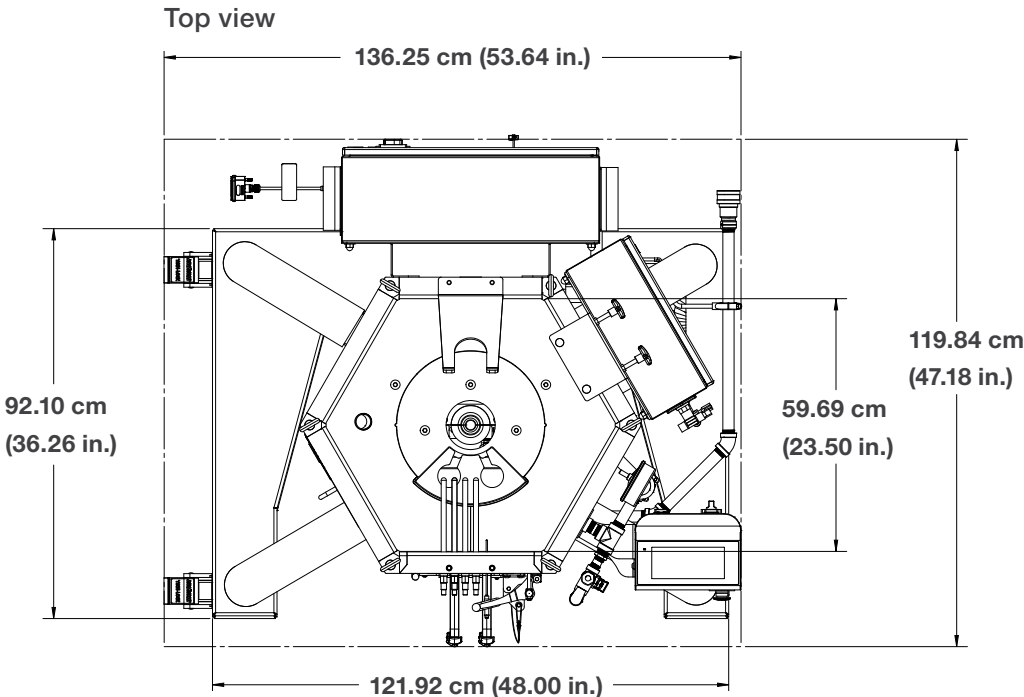
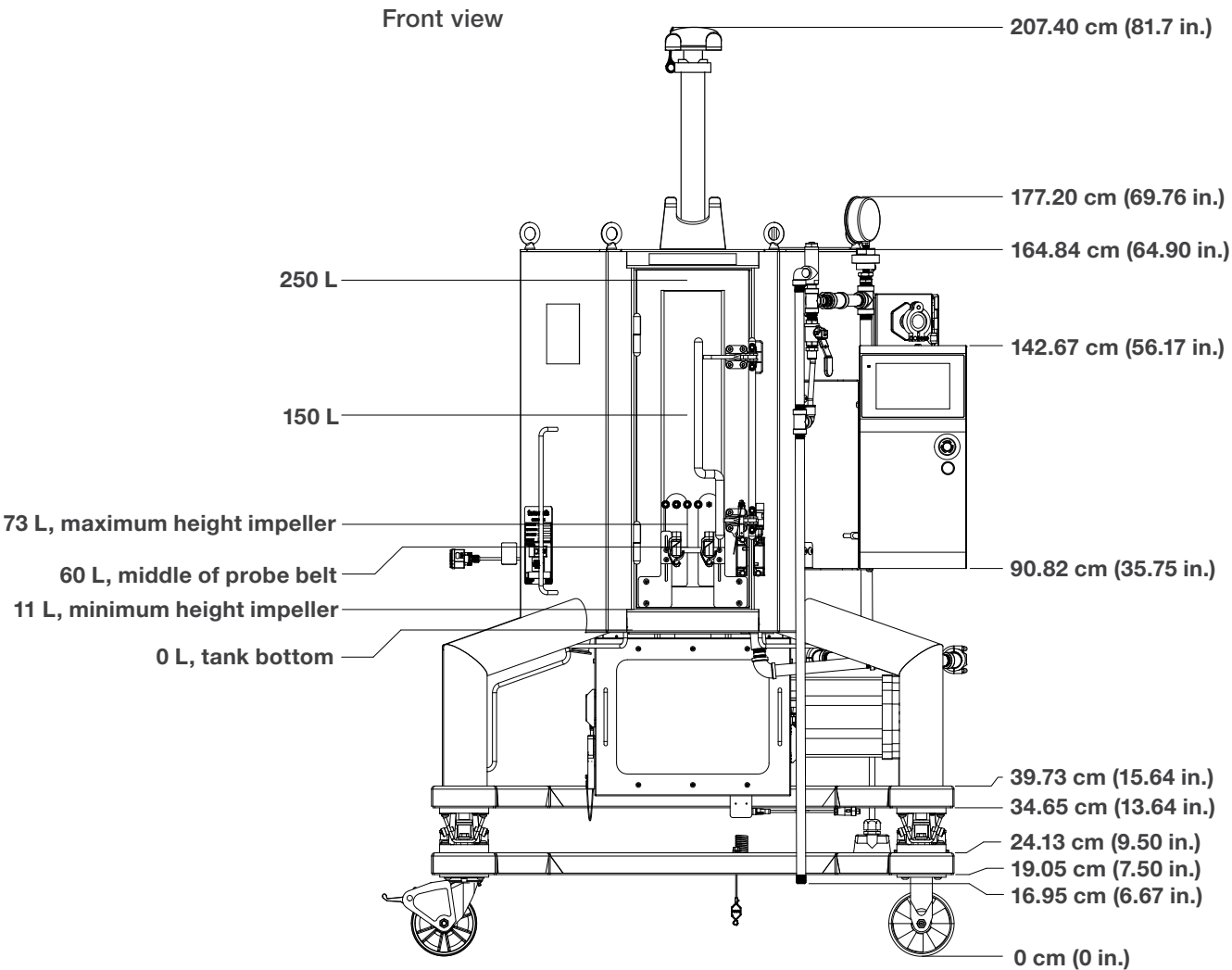
1. Door for BPC loading
2. Handle to assist with moving the unit
3. Probe insertion cutout
4. Unit platform
5. Load cells
6. Drive and gear motor assembly
7. Touchscreen Console
8. AC motor module
9. Pressure control device (PCD) inflation and venting system (optional)
10. Jacket pressure lines
11. Fixed powder port  
(adjustable powder port optional, not shown)

Front view



Back view





**Table 1. Standard 250 L imPULSE S.U.M. hardware.**

Category	Specifications
<b>General</b>	
Unit dimensions (D x W x H)	119.84 x 136.25 x 177.20 cm (47.18 x 53.64 x 69.76 in.)
Nominal working volume	250 L
Maximum working volume	266 L
Minimum startup working volume	10%
Minimum drain working volume	0 L
Dry unit weight	513.8 kg (1,132.87 lb)
Wet unit weight (nominal working volume)	776.77 kg (1,712.49 lb)
Maximum noise level	<78 dB at 1 m
Motor load max	4.15 A at 460 V (3 hp)
Electrical power supply requirement (U.S. systems)	AC motor module: 15 A, 400–480 VAC, 50–60 Hz Touchscreen Console: 15 A, 100–120/208–240 VAC, 50–60 Hz
Maximum temperature in vessel	40°C
<b>Inflation/cover gas utility requirements</b>	
Maximum inflation operations air pressure	PCD: 80 psi Touchscreen Console: 95 psi
Temperature	Ambient
PCD inlet air connection	3/8 in. OD, push-to-connect tube
TSC inlet air connection	5/16 in. OD, push-to-connect tube
Process air pressure	30 psig*
Instrument air pressure	Regulate incoming air according to instrument specifications
Filtration	Disposable filtration integrated with optional tube sets
<b>Water utility requirements</b>	
Flow rate	10–45 L/min
Maximum temperature	50°C**
Connection inlet	3/4 in. NPT quick connect, SH6-63Y male
Connection outlet	3/4 in. NPT quick connect, SH6-62Y female
<b>Agitation</b>	
Mixing disc diameter	30.5 cm (12 in.)
Mixer stroke	20.3 cm (8 in.)
Vessel turnover	29.65 L/sec (8.5 sec total time)
Motor speed	0–2 Hz

\* For manual inflation.

\*\*The vessel jacket can be operated at 50°C until the BPC reaches 40°C, after which the vessel jacket temperature must be lowered.

Table 1. Standard 250 L imPULSE S.U.M. hardware (continued).

Category	Specifications
<b>Touchscreen Console</b>	
Dimensions (W x H x D)	25.0 x 52.0 x 23.4 cm (9.9 x 20.5 x 9.3 in.)
Construction material	AISI 304 (stainless steel)
Pumps	Supports various pumps with 4–20 mA signal control.
Load cells	Mettler Toledo MTB
pH sensors supported	Hamilton, Mettler Toledo, and Broadley James
Conductivity sensors	JUMO, Mettler Toledo
Pinch valves	Bimba ACRO 935 pinch valve, 1.9 cm (3/4 in.) OD x 0.3175 cm (1/8 in.) wall tubing
Human-machine interface (HMI)	8.4 in. LCD panel with capacitive touchscreen
Alarms	Factory-set and user-defined
Communication ports	USB, Modbus TCP, Profibus, Modbus RTU
E-stop	Integrated safety circuit for entire system; external E-stop also available
Data recording and exporting	Sensor data logged every 30 seconds; 72 hours of data exportable via USB
File format	CSV

Table 2. Touchscreen Console measurement options and specifications for 250 L imPULSE S.U.M. hardware.

	Load cell	Temperature	pH	Conductivity	BPC and in-line liquid pressure	Hz accuracy
<b>Accuracy after calibration</b>	± 0.5% of full scale	0.2°C	± 0.05 pH	± 5%	± 3.5% of full scale (30 psi)	0.02 Hz or 5% of setpoint (whichever is greater)
<b>Calibration</b>	2 to 3 points and zero/tare function	1 to 3 points	1 to 3 points	1 to 3 points	1 point; zero/tare	1 point offset
<b>Resolution</b>	0.1 kg	0.01°C	0.01 pH	1 µS/cm	0.01 psi	0.5 Hz ± 0.03 Hz 1.0 Hz ± 0.05 Hz 1.5 Hz ± 0.08 Hz 2.0 Hz ± 0.10 Hz
<b>Sensor range</b>	880 kg ± 3.1 kg	0–200°C	0–14	20–20,000 µS/cm	0–30 psi	0–2 Hz
<b>Measurement units</b>	kg	°C	pH	µS/cm	psi	Hz
<b>Probe type</b>	Mettler Toledo MTB load cells, quantity 3 or 4	RTD	Electrochemical with 225 mm S8 connector	Two-pole conductivity sensor	Single-use sensor, part of BPC and/or fluid transfer assembly design	NA

## Accessories

### Sensors and pinch valves

Reusable pH and conductivity probes as well as single-use pressure sensors have been approved and qualified for use with the Touchscreen Console. pH and conductivity measurements can be used to control the titration pumps, which enables automatic titration. The pressure sensors in the BPC and line sets are used to monitor the BPC and liquid pressure, respectively. The BPC can be filled with the proper amount of air when using the pressure sensor in the BPC. The liquid pressure module on the Touchscreen Console is used to control a transfer pump based on the liquid pressure. Optional pneumatic pinch valves can be used on the fill and harvest line. These valves automatically open and shut when using the fill and/or harvest modules on the Touchscreen Console.

### Probe clips

Probe clips are used to hold the probes in place on the imPULSE S.U.M. tank. The independently movable probe clips hang on a thin brace above the probe port tank cutout (Figure 1).

### Heavy duty tubing clamps

Heavy duty clamps are used to pinch off line sets that are not in use, to prevent process fluids from escaping. Prior to sterile probe insertion, tubing clamps must be in place to close off the probe ports (Figure 2).

### Autoclave tray and probe assembly

The autoclave tray holds the electrochemical probes and bellows in place during the autoclave sterilization process (Figure 3).

Design features include the following:

- Stainless steel fabrication
- Plastic handle to enable easy transport out of the autoclave
- Positions probes on a 15% incline for greater probe and membrane longevity
- Prevents probe bellows from collapsing during sterilization
- Probe holder accommodates two probes




Figure 1. Probe clip.



Figure 2. Heavy duty tubing clamp.

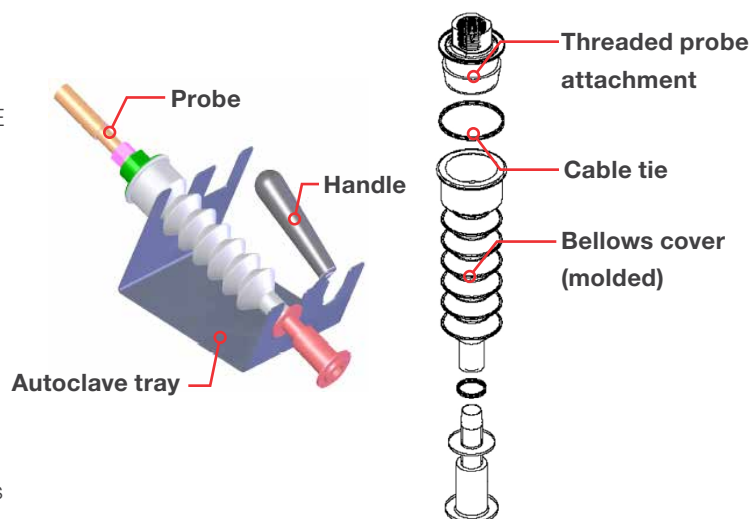


Figure 3. Autoclave tray and probe assembly.

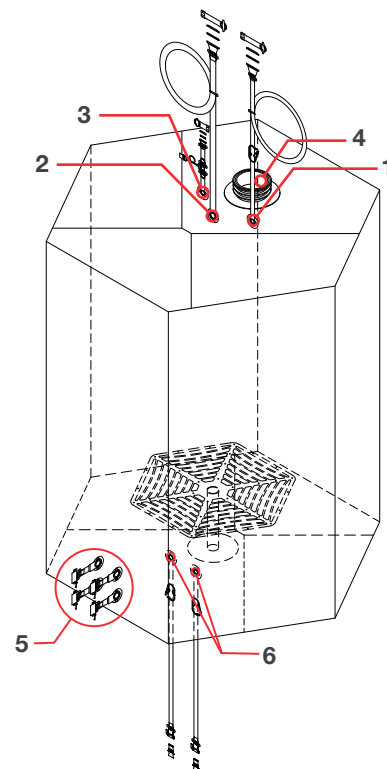
## imPULSE S.U.M. BPCs

All imPULSE S.U.M. BPCs are constructed with ASI 26/77 film and silicone tubing (Figure 4).

**Table 3. 250 L imPULSE S.U.M. BPC specifications.**

Port	Description
1	1 inlet line: 1.5 in. tri-clover, 0.5 in. ID x 0.75 in. OD
2	1 inflation and vent line: 1.5 in. tri-clover, 0.5 in. ID x 0.75 in. OD
3	1 pressure sensing line: PendoTECH™ pressure sensor, 0.75 in. tri-clover, 0.5 in. ID x 0.75 in. OD
4	1 powder port: 3 in. tri-clover
5	4 side probe ports: 0.5 in. AsepticQuik™ G Connector
6	2 outlet and recirculation lines: MPX body with plug, 0.5 in. ID x 0.75 in. OD

**Note:** Tubing lengths will vary according to vessel size.



**Figure 4. imPULSE S.U.M. BPC.**

**Table 4. Custom imPULSE S.U.M. BPC products.**

Category	Options and capabilities	Notes
<b>Tubing type</b>	C-Flex™ tubing, platinum-cured silicone, PVC, and PharMed™	More information is available in the tubing selection guide
<b>Tubing size</b>	Ranges from 3.18 mm (1/8 in.) to 25.4 mm (1 in.) inner diameter in various lengths	More information is available in the tubing selection guide
<b>Connectors</b>	Luer, Colder Products Company™ (CPC™) quick, SIP, tri-clamp, Kleenpak™, Lynx™ Steam-To, CPC™ Steam-Thru, and ReadyMate™ connectors; end plug, swabable valve, needleless injection site	More information is available in the connection system selection guide; the only options for probe port connection are Kleenpak and AsepticQuik connectors
<b>Probe ports/line addition ports</b>	Ports may be added if they are compatible with the hardware	The reusable probe port connection uses Kleenpak and AsepticQuik connectors
<b>Disposable sensors</b>	Pressure sensor: PendoTECH pH sensors: Hamilton, Mettler Toledo, and Polstar	Choice of qualified vendors available
<b>Port sizes</b>	Limited engineer-to-order customization only	Dependent on location in BPC and fit with hardware (e.g., 1 in. ID port)
<b>Rearrangement of lines on existing ports</b>	Limited customization possible; contact your sales representative for customer port locations	Dependent on location in BPC and fit with hardware
<b>Dip tube lines</b>	Limited customization possible	Length cannot interfere with mixing head and shaft
<b>Filters on media and supplement inlets</b>	Limited engineered-to-order customization only; choice of filters for sterilizing incoming media or supplements are available	

**Note:** Not all options are available for all ports. It is not possible to customize port type, chamber dimensions, or mixing assembly. Limited port location changes must be reviewed by the engineering department. For additional information, please see the selection guides in the product catalog.

**Table 5. imPULSE S.U.M. BPC packaging.**

Description	Details
<b>Outer packaging</b>	3 polyethylene (PE) outer layers: flat-packed with two PE outer layers and a box liner cable tied shut supplied
<b>Label</b>	Description, product code, lot number, and expiry date on outer packaging and shipping container
<b>Sterilization</b>	Irradiated (27.5 to 45 kGy) inside outer packaging
<b>Shipping container</b>	Durable cardboard carton
<b>Documentation</b>	Certificate of Conformance (CoC) provided with each lot for each delivery

**Ordering information**

Product	Cat. No.
imPULSE Single-Use Mixer (S.U.M.), 250 L	IM002509003
imPULSE Single-Use Mixer BioProcess Container (BPC), 250 L	HM00288I
<b>Accessories</b>	
Hamilton pH sensor	SV51147.02
Mettler Toledo pH sensor	SV51147.01
Broadley James pH sensor	SV51147.03
JUMO conductivity sensor	SV51148.01
Mettler Toledo conductivity sensor	SV51148.02
PendoTECH 3/8 in. ID tubing pressure sensor (single use, included in BPC or fluid transfer assembly)	SV20826.05
PendoTECH 1/2 in. ID tubing pressure sensor (single use, included in BPC or fluid transfer assembly)	SV20826.01
Single RTD, PT100, 2M M12 connector	SV50999.12
4 plastic probe clips	SV50177P.01
Double probe clip	SV51256.01
Heavy-duty tubing clamp (single)	SV20664.01
Heavy-duty tubing clamp (10-pack)	SV20664.04
Autoclave tray (stainless steel with plastic carrying handle)	SV50177.01
Inflate system	SV61401.04

 Find out more at [thermofisher.com/sum](https://thermofisher.com/sum)

**thermo** scientific

**For Research Use or Further Manufacturing. Not for diagnostic use or direct administration into humans or animals.**

© 2022 Thermo Fisher Scientific Inc. All rights reserved. All trademarks are the property of Thermo Fisher Scientific and its subsidiaries unless otherwise specified. Broadley James is a trademark of Broadley-James Corporation. AseptiQuik and Colder Products Company are trademarks of Colder Products Company Corporation. Hamilton is a trademark of Hamilton Company. JUMO is a trademark of JUMO GmbH & Co. Kleenpak is a trademark of Pall Corporation. Lynx is a trademark of Merck KGAA. Mettler Toledo is a trademark of Mettler-Toledo AG. C-Flex and PharMed are trademarks of Saint-Gobain Performance Plastics Corporation. PendoTECH is a trademark of PendoTECH. ReadyMate is a trademark of GE Healthcare Bio-Sciences AB. **EXT2035 0122**