



Applied Biosystems™ PowerTrack™ SYBR™ Green Master Mix

February 4, 2020

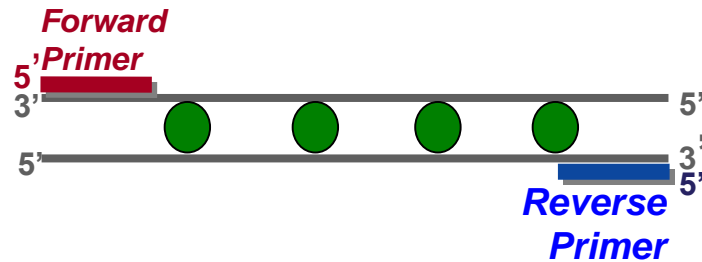
Table of Contents

Topic	Slide number
Differences between TaqMan® and SYBR™ Green Real-Time PCR (otherwise known as quantitative polymerase chain reaction – qPCR) chemistries	3
Recommended Real-Time PCR master mix by application	4
Requirements for a high quality SYBR™ Green Experiment	5
PowerTrack™ SYBR™ Green product overview / key benefits / how does it work / key applications	6 - 8
Minimum Information for Publication of Quantitative Real-Time PCR Experiments Guidelines (MIQE), Researcher Challenges and benefits, ROX dye	9 -11
Performance data	12 - 15
Product configurations, Technical specs and for more information	16 - 18
Appendix (experimental conditions and additional data)	19 - 23

qPCR Technologies: SYBR Green chemistry and TaqMan Assays

SYBR Green Chemistry

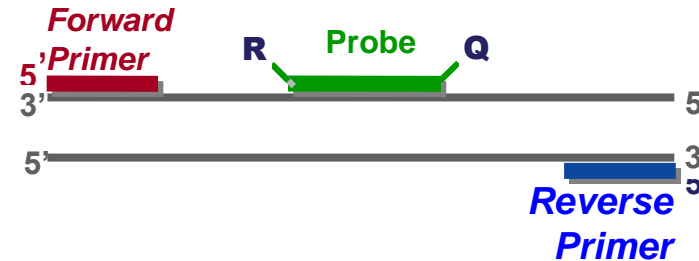
- Detection based on SYBR[™] Green, a non-specific DNA binding dye
- Specificity based on **2** hybridization events: PCR primers



- Customer designed primers
- Plenty of sample
- Time to optimize primers
- Only 1 target per well
- Low priced (but takes time)

TaqMan Assays

- Detection based on 5' nuclease activity
- Specificity based on **3** hybridization events: two PCR primers & a probe and cleavage of the probe



- Accuracy & sensitivity for highest performance
- Multiplexing up to 4 targets per well
- Low sample input
- Convenient, Predesigned TaqMan assays
- Higher price (but saves time)

Recommended master mix by application

Chemistry	Application	Start with..
TaqMan®	Gene Expression	TaqMan® Fast Advanced MasterMix for best performance 2-step TaqMan® Fast Virus Master Mix for 1-step virus detection and gene expression
	Genotyping (see below)	
	Pre-amp	TaqMan® Pre-AMP Master Mix for customers with limited sample (e.g. FFPE)
SYBR®	Gene Expression	PowerTrack™ SYBR™ Green Master Mix
TaqPath (Clinical-Grade TaqMan) <i>General purpose reagent. For laboratory use.</i>	Genotyping and Copy Number Variation (CNV)	TaqPath™ ProAmp™ Master Mix TaqPath™ ProAmp™ Multiplex Master Mix
	Molecular Diagnostics Development	TaqPath™ qPCR Master Mix (DNA detection or 2-step Gene Expression) TaqPath™ 1-step RT-qPCR Master Mix TaqPath™ 1-step Multiplex Master Mix (RNA detection)

Requirements for a high quality SYBR Green assay experiment

1

- Verify specificity (design/create primers)

2

- Test dynamic range and efficiency

3

- Achieve high reproducibility and fold discrimination

4

- Determine sensitivity

5

- Confirm performance robustness across variety of analytes

6

- Compatibility with workflow
- Instruments performance
- Reaction handling

7

- Ensure no contamination

Ease of use and Flexibility at a Competitive Price

For SYBR Green gene expression, performance seekers looking for broad dynamic range and minimize pipetting errors, PowerTrack SYBR Green Master Mix offers

- TRACKING dye to reduce pipetting errors
- BROAD primer T_m and concentration allows flexibility and minimal optimization
- SUPERIOR specificity & sensitivity
- TIGHT reproducibility
- UNIVERSAL instrument compatibility



How does it work?

YELLOW sample buffer



BLUE Master Mix



Pipette BLUE Master Mix into the tubes/plates



Add YELLOW sample buffer to your cDNA/DNA sample (optional)



Indicates that sample has been added to Master Mix



Gene expression

- Relative and absolute quantification of gene expression levels using SYBR

Validation

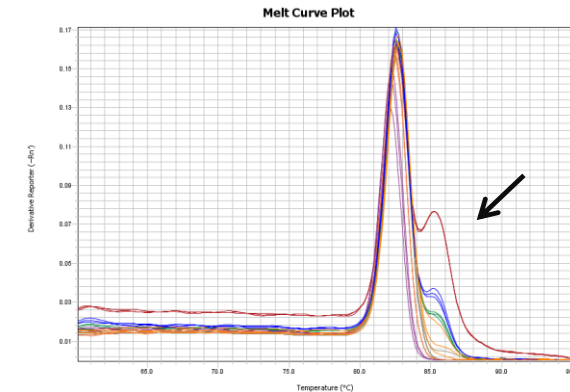
- Validation of subset of microarray gene targets
- Validation of subset of NGS gene targets

Screening

- Quick screening of cell lines for targets

Specificity is critical to SYBR Green Reactions

- Specific amplification is essential for valid data and part of the Minimum Information for Publication of Quantitative Real-Time PCR Experiments Guidelines (MIQE)
- Non-specificity can be observed as multiple MELT peaks following a dissociation curve analysis
- If non-specific amplification occurs, researchers can try to optimize reaction component concentrations or re-design primers.
- Of researchers using SYBR chemistry
 - 78% verify specificity of qPCR primers
 - 42% perform primer optimization at least 25% of the time
 - 15% redesign primers at least 25% of the time



Non-specificity compromises data quality and costs researchers extra time and money to address

Researcher challenges and benefits

PowerTrack SYBR Green Master Mix

For gene expression analysis customers who need broad dynamic range and to **minimize pipetting mistakes** without compromising sensitivity and specificity, PowerTrack SYBR Green Master Mix contains a tracking dye allowing users to know where they have pipetted:

Challenge	Benefit	How
25% of poor real-time PCR data comes from pipetting errors	Helps reduce pipetting errors	Two-color tracking dye indicates where pipetting has occurred
Need for specific target amplification	Accurate and specific	Specific and tight reproducibility in Ct's over a broad dynamic range
Different targets have varying annealing temperatures	Flexible	Broad primer T _m and primer concentration compatibility allows qPCR reaction set up flexibility with minimal optimization
The need for high-yield of reverse transcriptase	Compatible with preferred RT kit	Designed to be used with SuperScript™ IV VILO™ Master Mix

Why ROX™ dye matters

- ROX dye is an inert reference dye used to normalize fluorescence across all samples. It removes fluorescent variations, such as those caused by bubbles from the data
 - For example if you have a bubble it can cause a difference in fluorescence, where ROX dye can normalize for this
- Unlike other suppliers, Applied Biosystems™ ROX dye is universal, therefore eliminating the need for 'low' or 'high' ROX dye versions to accommodate different instruments
- It will help improve your precision which can improve your data or reduce the number of replicates required

Melt curve data shows PowerTrack SYBR Green Master Mix has higher specificity compared to other suppliers shown by a single peak

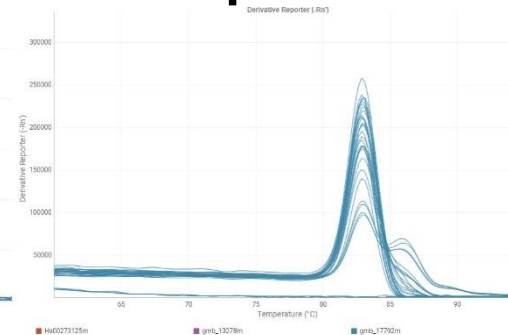
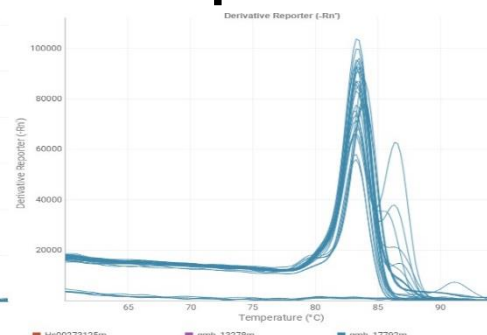
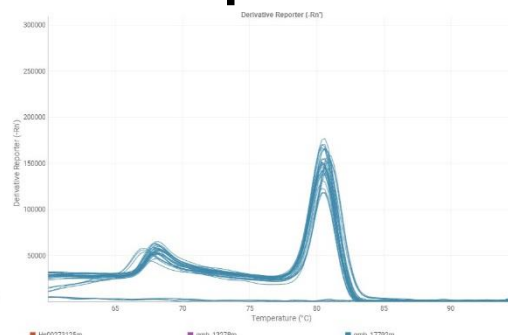
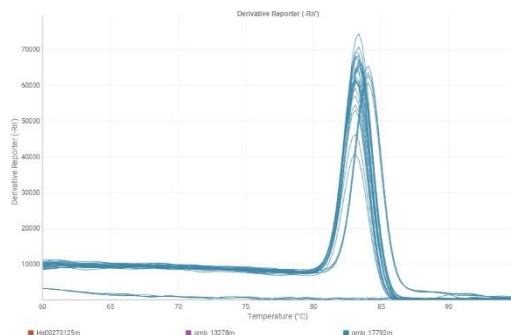
PowerTrack

Competitor Q1

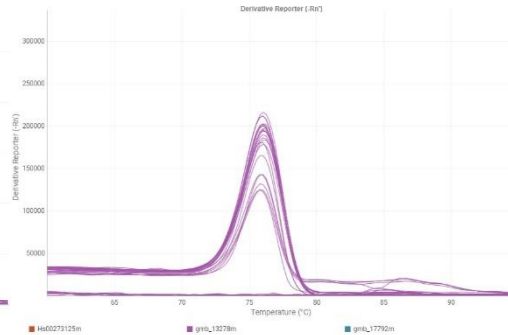
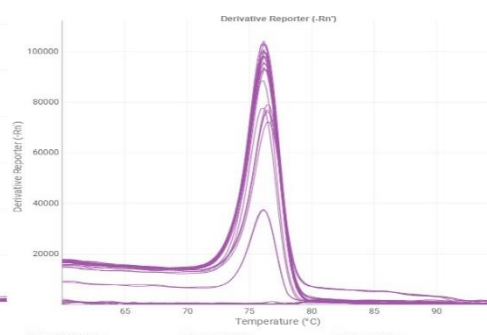
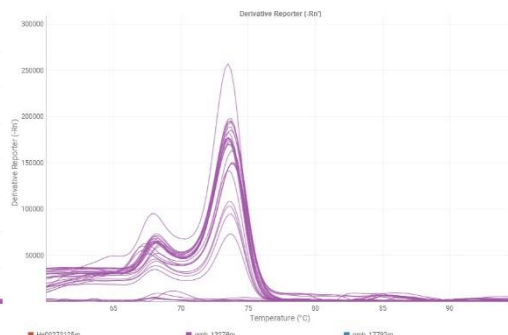
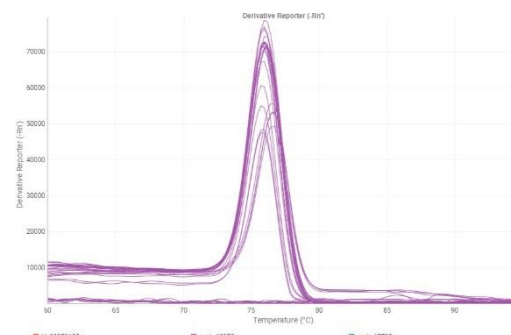
Competitor BR

Competitor BL

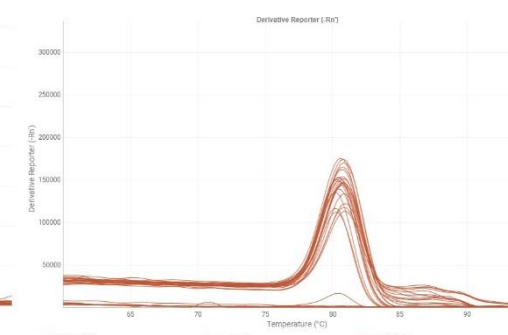
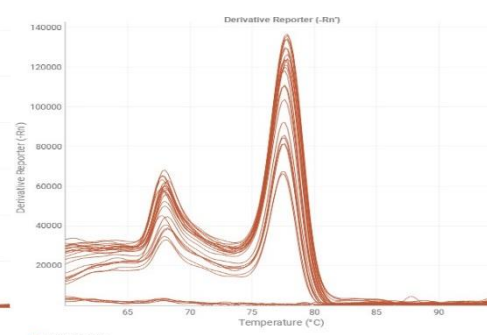
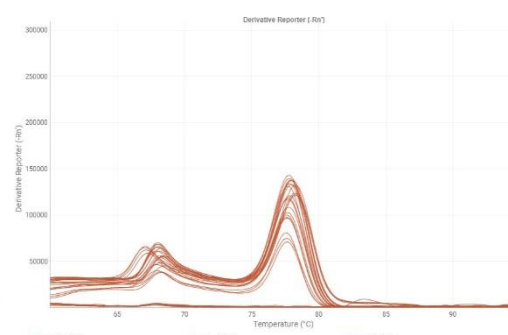
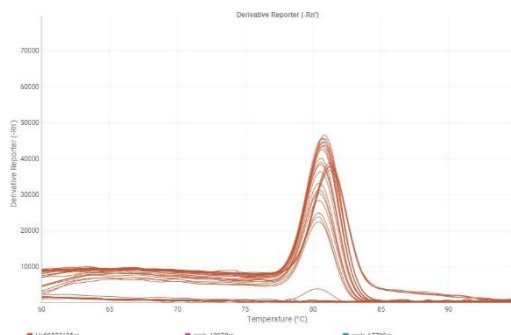
PGK1



ARL1



SNF8



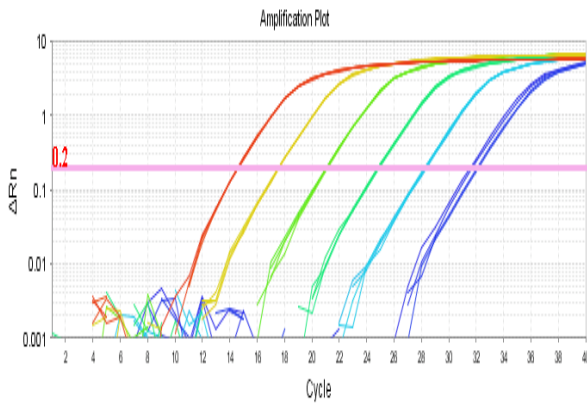
- PowerTrack amplifies specific product as shown by single peak vs. other suppliers mixes showing primer dimers and secondary peak.

- 2nd peak is indicative of non-specific amplification in other suppliers mixes.

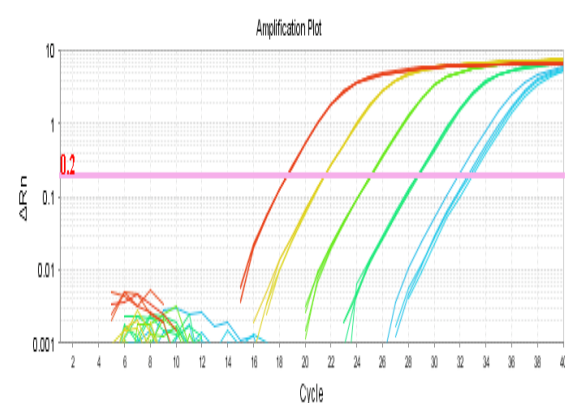
- Thermal cycling performed using 60°C primer annealing T_m with UHR cDNA in fast cycling mode.
- 10µl reactions run in quadruplicate on QuantStudio5 real time PCR instrument, 384 well block
- PGK1 – High expressor; ARL1 – Medium expressor; SNF 8 – Low expressor

PowerTrack SYBR Green Master Mix powers through traditionally difficult targets

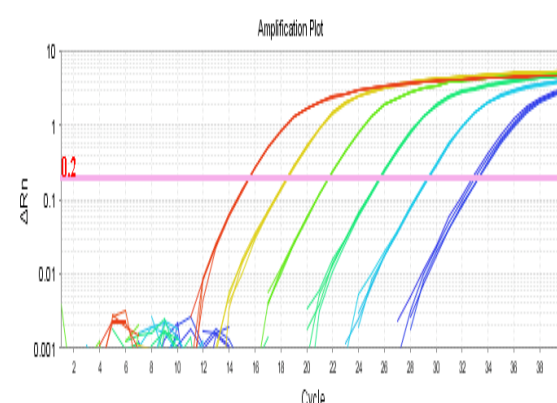
PGK1




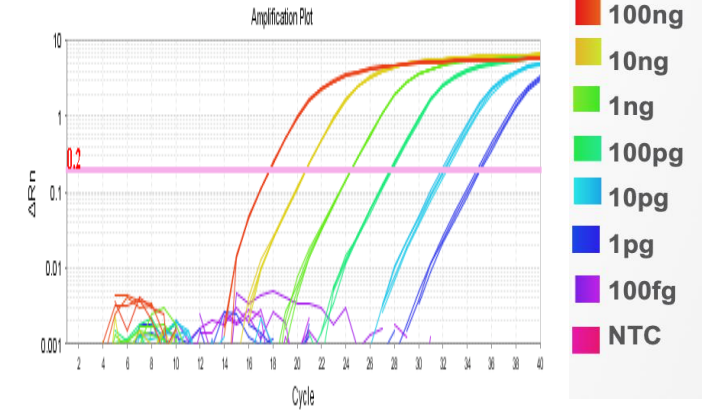
ARL1



IGF2



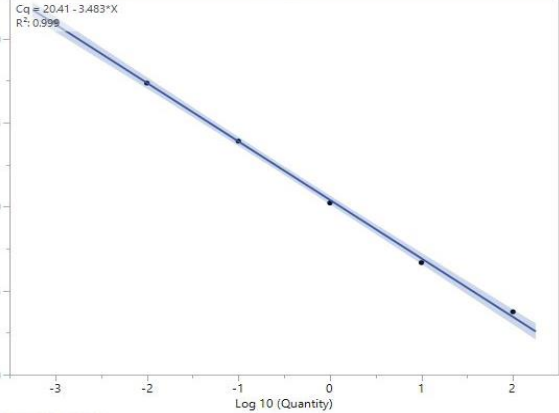
TCF25



Cq vs. Log 10 (Quantity)

Target Name

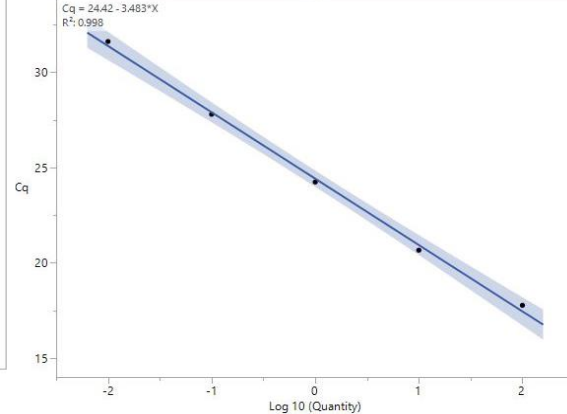
PGK1



Cq vs. Log 10 (Quantity)

Target Name

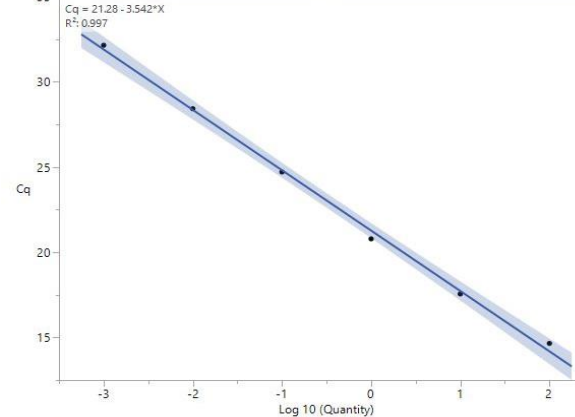
ARL1



Cq vs. Log 10 (Quantity)

Target Name

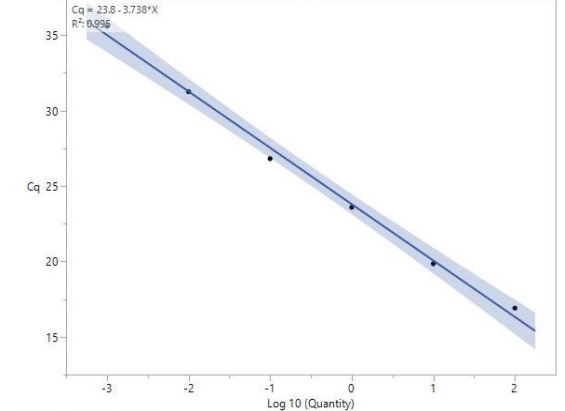
IGF2



Cq vs. Log 10 (Quantity)

Target Name

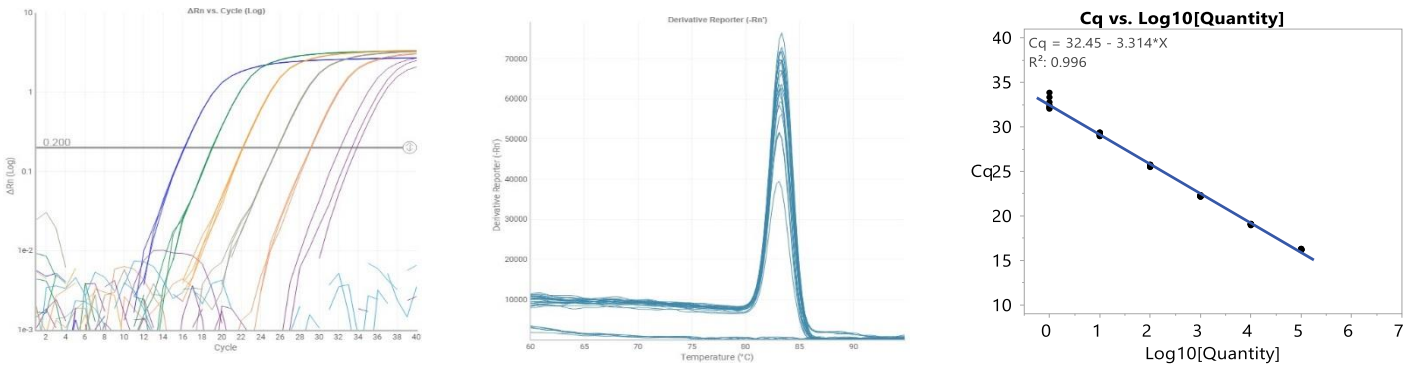
TCF25



- Ten-fold dilutions of UHR cDNA ranging from 100ng to 100fg were run on Applied Biosystems QuantStudio5 Real time PCR instrument with 384 well block.
- 10 μ l reactions run in quadruplicate using 60°C annealing primer Tm. PGK1 – High Expressor, ARL1, IGF2 and TCF25 - Medium Expressor

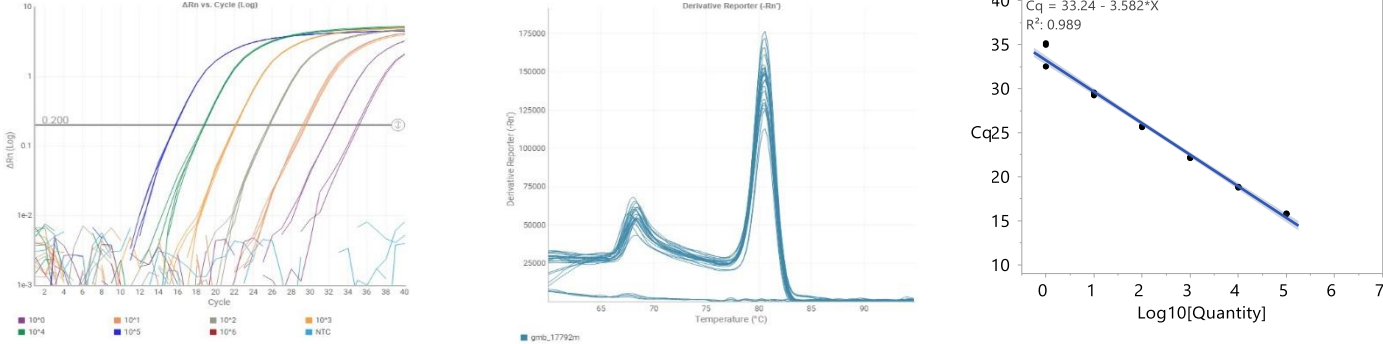
PGK1; Invitrogen SuperScript IV VILO Master Mix reverse transcription

PowerTrack SYBR Green Master Mix



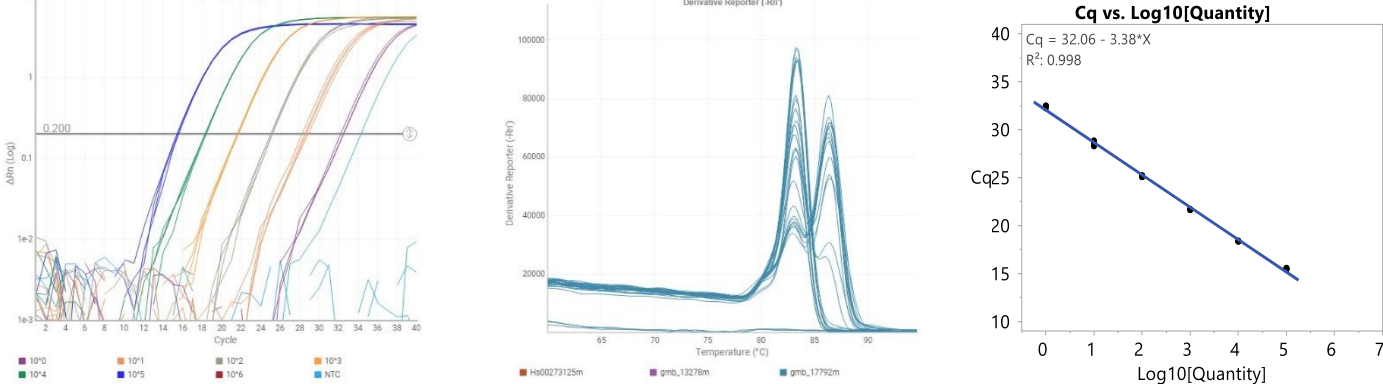
cDNA input	Ct Mean	Ct Std. Dev.	dCt
1. 100 ng/uL	0.00	0.00	
2. 10 ng/uL	16.22	0.07	
3. 1 ng/uL	19.05	0.06	2.83
4. 100 pg/uL	22.24	0.08	3.19
5. 10 pg/uL	25.65	0.11	3.41
6. 1 pg/uL	29.16	0.16	3.51
7. 100 fg/uL	32.69	0.68	3.54
8. NTC	40.00	0.00	
Efficiency (%): 100.34			
Slope: 3.314			
R2: 1.00			

Qiagen QuantiNova SYBR® Green



cDNA input	Ct Mean	Ct Std. Dev.	dCt
1. 100 ng/uL	0.00	0.00	
2. 10 ng/uL	15.79	0.04	
3. 1 ng/uL	18.83	0.05	3.04
4. 100 pg/uL	22.17	0.05	3.34
5. 10 pg/uL	25.70	0.07	3.53
6. 1 pg/uL	29.41	0.16	3.71
7. 100 fg/uL	33.80	1.47	4.39
8. NTC	40.00	0.00	
Efficiency (%): 90.20			
Slope: 3.582			
R2: 0.99			

Bio-Rad SsoAdvanced™ Universal SYBR® Green Supermix



cDNA input	Ct Mean	Ct Std. Dev.	dCt
1. 100 ng/uL	0.00	0.00	
2. 10 ng/uL	15.50	0.08	
3. 1 ng/uL	18.38	0.04	2.87
4. 100 pg/uL	21.68	0.05	3.30
5. 10 pg/uL	25.15	0.09	3.48
6. 1 pg/uL	28.60	0.25	3.45
7. 100 fg/uL	32.43	0.15	3.83
8. NTC	34.31	0.00	
Efficiency (%): 97.64			
Slope: 3.380			
R2: 1.00			

Other suppliers show sub-optimal results with SuperScript IV VILO even though they claim to be 'compatible'

2 Copy Study

- 3 Master Mixes
 - Applied Biosystems PowerTrack SYBR Green Master Mix
 - BioRad™ SSoAdvanced Supermix
 - Qiagen™ QuantiNova SYBR Green PCR Kit
- RNaseP Assay
- CEPH gDNA diluted down to 2 copies
- Run Protocol: Fast on QuantStudio™ 5 384-well block annealing Tm 60oC

Product configurations

PowerTrack SYBR Green Master Mix	Global List Price	List Price Per/ml
A46012 (1ml)	\$91	\$91
A46109 (5ml)	\$387	\$77
A46110 (2 x 5ml)	\$709	\$73
A46111 (5 x 5ml)	\$1687	\$70
A46112 (10 x 5ml)	\$3358	\$67
A46113 (50ml)	\$3260	\$65



Compatible with:

- Invitrogen SuperScript IV VILO Master Mix reverse transcription

PowerTrack SYBR Green Master Mix: Key Technical Specifications

Gene expression analysis (Microbe detection, ChIP DNA analysis)	
Applications	
Recommended master mix	Applied Biosystems™ PowerTrack SYBR™ Green Master Mix
Sensitivity	Best
Specificity	Better
Pipetting tracking dye	Yes
Hot start	Antibody-mediated
Cycling mode	Standard (~60 min) or Fast (~30 min)
Carryover contamination control	Includes heat-labile UNG and a blend of dTTP/dUTP
Instrument compatibility	Compatible with all Applied Biosystems™ real-time PCR instruments, Bio-Rad CFX™ (96 and 384), and Roche LightCycler™ 480,
Recommended primer concentration	300-800 nM nM
Recommended primer Tm	55 – 65C

To learn more and request a free sample*

Visit www.thermofisher.com/sybr

- Technical specifications
- See how PowerTrack SYBR Green Master Mix stacks up against other suppliers
- Request a free sample

*No purchase necessary. Available to life sciences professionals 21 years and older in most countries. Offer will apply to sample requests until promotional samples are depleted. Sample size: 1 mL. Limit one sample per laboratory. Offer void where prohibited by federal, state, provincial, or local laws or regulation or agency/institutional policy. Other restrictions may apply. View the [privacy policy](#).

- Experimental conditions
- Additional performance data

Experimental Conditions

SYBR Green Master Mixes

PowerTrack SYBR Green Master Mix

PowerUp™ SYBR™ Master Mix

Luminaris™ Color HiGreen qPCR Master Mix, low ROX

Bio-Rad SsoAdvanced™ Universal SYBR® Green Supermix

Takara TB Green® Premix Ex Taq™ II (Tli RNase H Plus)

ProMega GoTaq® qPCR Master Mix

KAPA SYBR FAST qPCR Kits; Low Rox

Qiagen QuantiNova SYBR® Green PCR Kit

Qiagen QuantiFast SYBR® Green PCR Kit

BioLine (Meridian Bioscience) SensiFAST™ SYBR® Lo-ROX Kit

Quanta Biosciences PerfeCTa® SYBR® Green FastMix® Low ROX Reaction Mixes

Toyobo SYBR® Green Realtime PCR Master Mix

Samples

UHR cDNA concentration: 0.1 to 100,000 pg/reaction by factors of 10

10 µl reactions run in quadruplicate

4 cDNA Synthesis Kits

SuperScript IV Vilo RT Kit

BioRad iScript

High Capacity cDNA Synthesis Kit

Qiagen QuantiTect RT Kit

4 Assays (400 nM final)

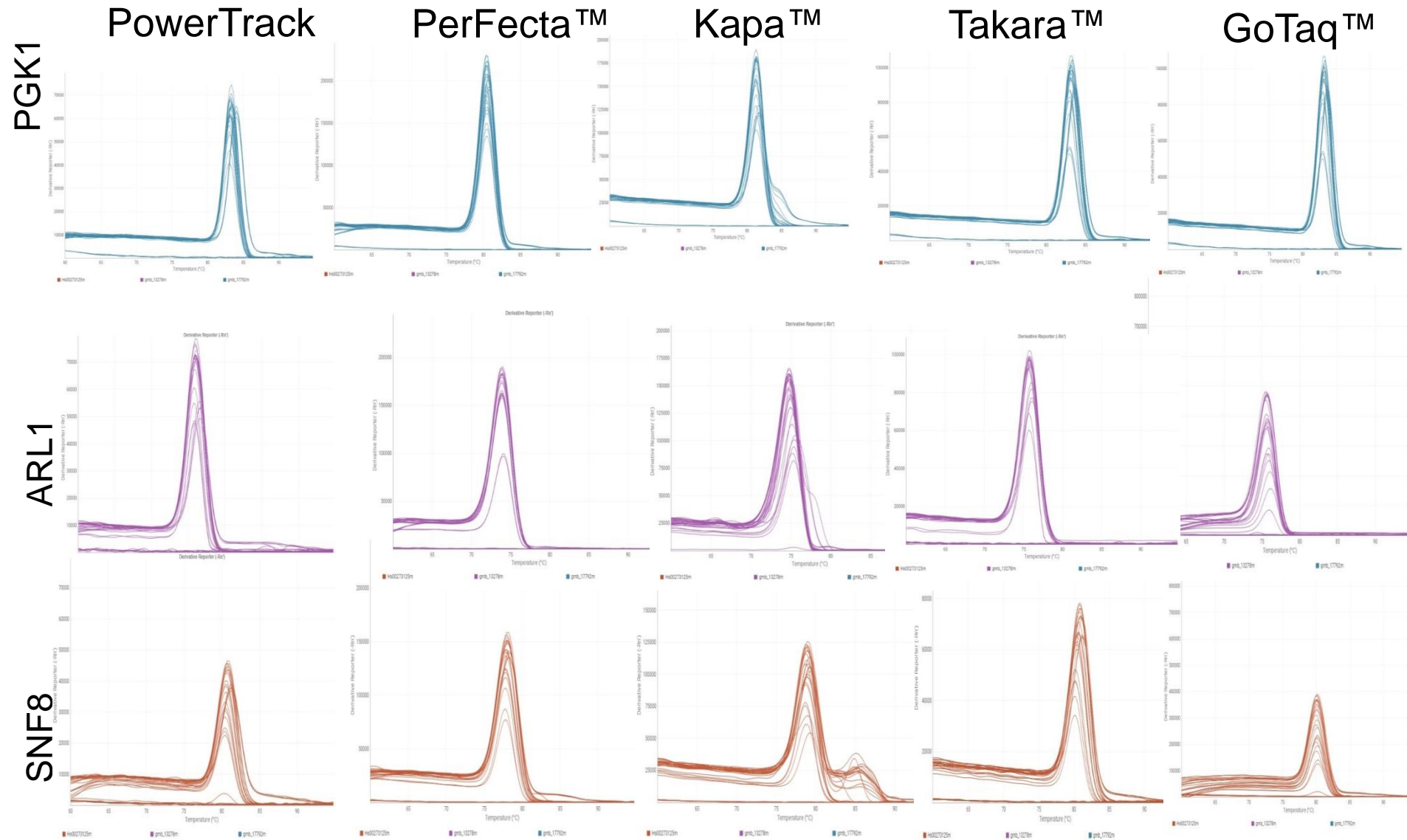
PGK1, ARL1, GAPDH, SNF8, DF, C1orf19

Instrument/Run Method

QuantStudio 5 Real-time PCR System with 384 well block

Thermal cycling performed as recommended by each manufacturer
All assays had designed annealing temperature of 60 degrees

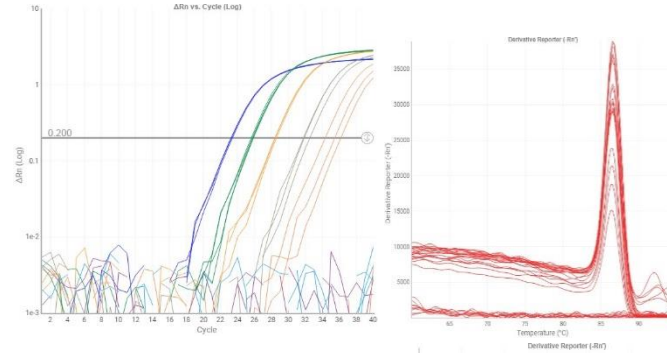
Melt Curve Data shows PowerTrack SYBR Green Master Mix is specific



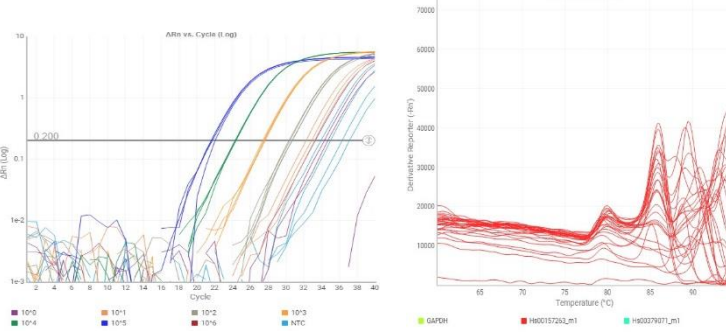
PowerTrack SYBR Green Master Mix works efficiently with SuperScript IV VILO Master Mix reverse transcription kit and performs better compared to competitor mixes.

DF Assay

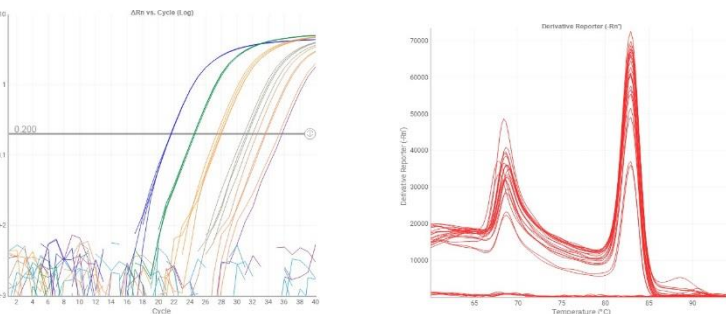
PowerTrack



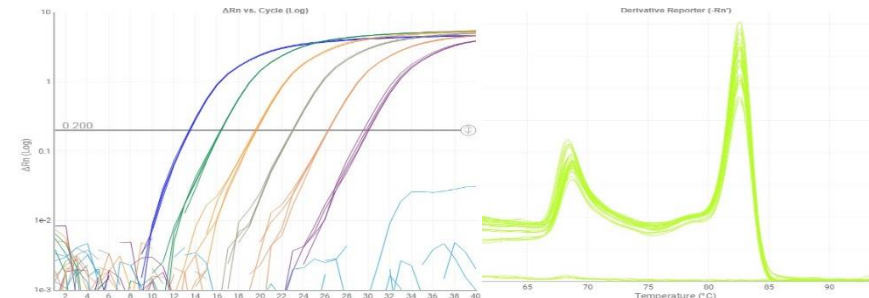
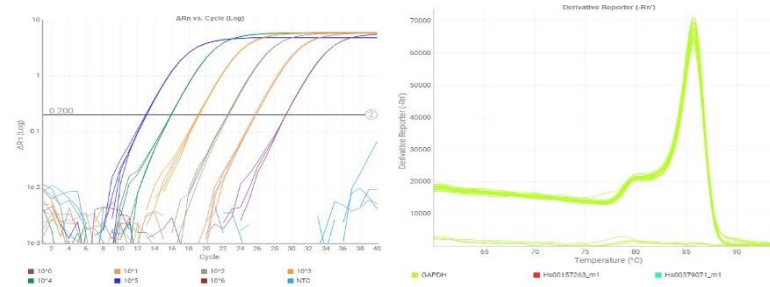
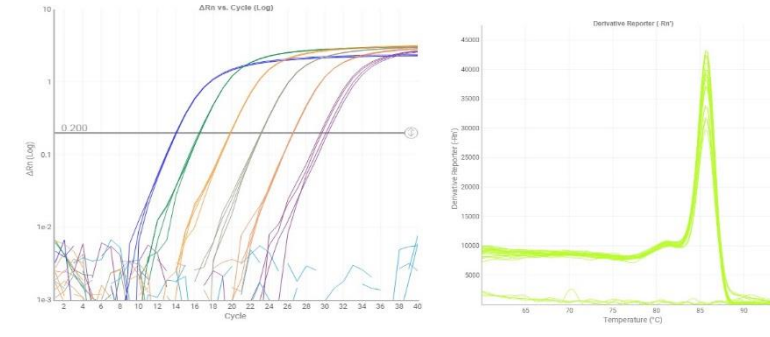
SsoAdv.™



QuantiNova™



GAPDH Assay



RT kit compatibility and Better Performance = Better data

Thank you



For Research Use Only. Not for use in diagnostic procedures. © 2020 Thermo Fisher Scientific Inc. All rights reserved. All trademarks are the property of Thermo Fisher Scientific and its subsidiaries unless otherwise specified. TaqMan is a registered trademark of Roche Molecular Systems, Inc., used under permission and license. Sso Advanced Universal SYBR® Green Supermix is a trademark of Bio-Rad Laboratories, TB Green® Premix Ex Taq™ II is a trademark of Takara, GoTaq® qPCR Master Mix is a trademark of ProMega, SYBR FAST qPCR Kits is a trademark of Kapa, QuantiNova SYBR® Green PCR Kit and QuantiFast SYBR® Green PCR Kit are trademarks of Qiagen, SensiFAST™ SYBR® is a trademark of BioLine (Meridian Bioscience), PerfeCTa® SYBR® Green FastMix® is a trademark of Quanta Bioscience and Toyobo SYBR® Green Realtime PCR Master Mix is a trademark of Toyobo.