

# Applied Biosystems™ RapidHIT™ 200 System Software v2.3.15

## Instrument Upgrade Installer workflow

### Contents

Pre-Conditions .....	2
Upgrade Steps .....	2
Starting LightsOut .....	5
Checking the Version of LightsOut on the Instrument .....	6
Legal Statements .....	9
Notice to Purchase: Disclaimer of License .....	9
Disclaimer .....	9

## Pre-Conditions

- The instrument should not be in use and no active samples are running at the time of software install
- Download the installer and save it on the USB drive
- Insert the USB drive into the front port of the instrument

## Upgrade Steps


1. Download the installer from the below link:

<http://downloads.thermofisher.com/ABRH200+v2.3.15.exe>

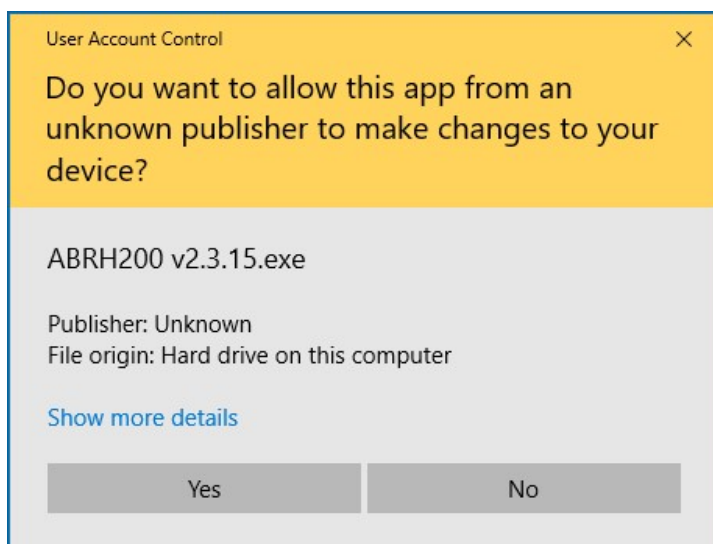
If the direct download to the instrument is not possible, then you can download it on your laptop and copy it to an external USB drive.

Connect the USB drive to the front port of the instrument.

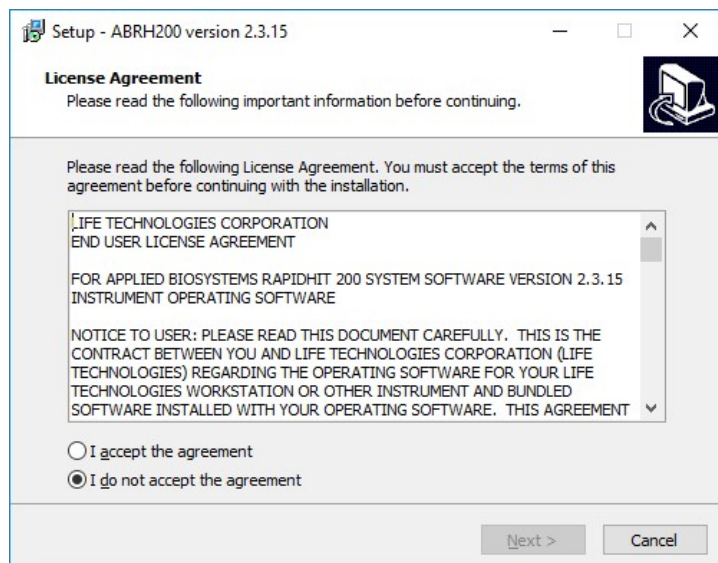
2. Copy the downloaded binary from the USB drive to the Instrument's temp directory – C:\temp

Name	Date modified	Type
 ABRH200 v2.3.15	10/27/2020 3:09 PM	Application

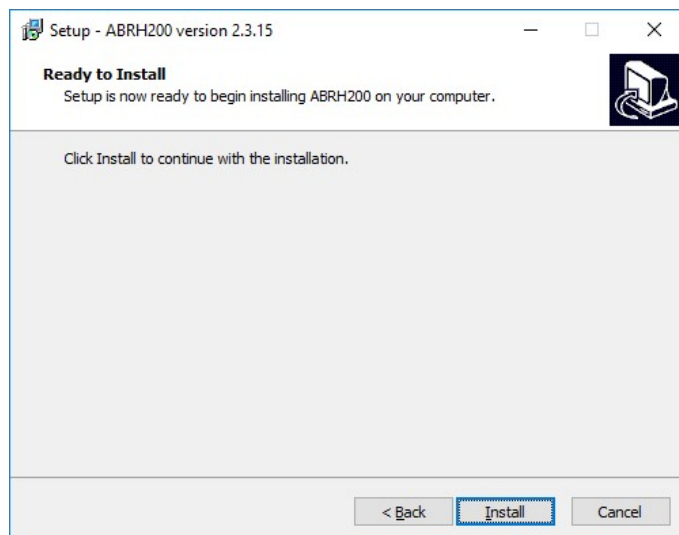
3. When ready to install double-click on the installer. Upon launching the installation, a UAC window will be shown as below. Click 'Yes' on this window to continue with the installation.



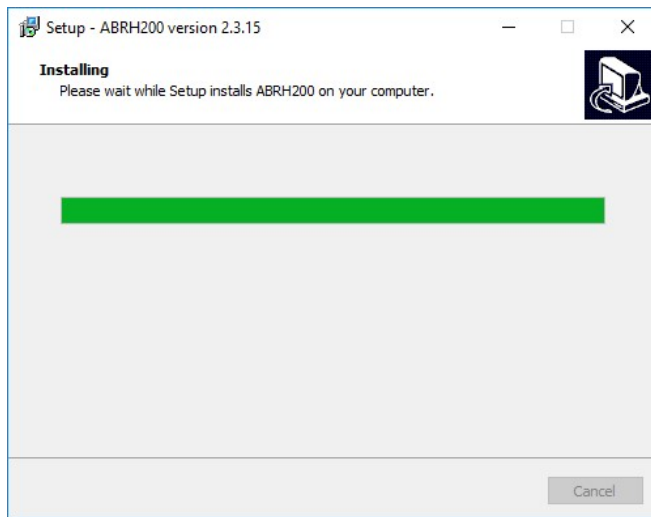
4. The EULA window will be presented next. Read the EULA agreement and select the 'I accept the agreement' option, and when ready click 'Next' button to continue.



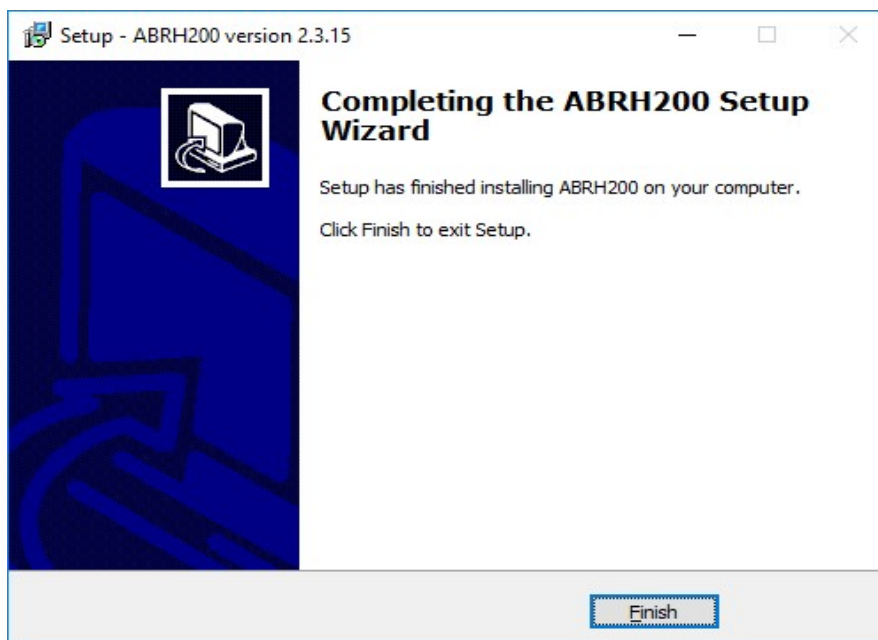
5. The installation is ready to start. Click on the 'Next' button on this window.



6. The installation process could take anywhere between 3-4 minutes, and this window will be shown until the process is going. Please do not minimize or close this window.

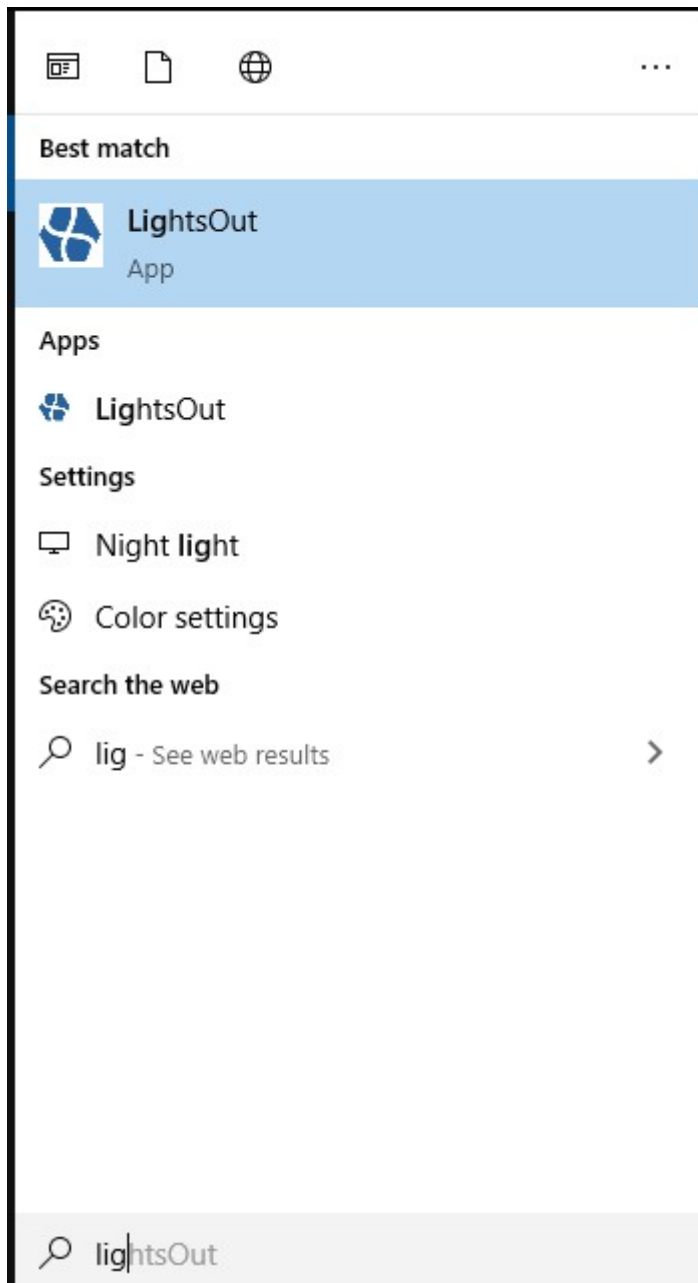


7. Once the installation is complete, a Completion window is shown. Click on the 'Finish' button to acknowledge the completion of the upgrade process.




## Starting LightsOut

Press 'Windows' key on your keyboard/on-screen keyboard, and type 'LightsOut' in the search box. Once the search filters the 'LightsOut' application, click on it to launch LightsOut.



## Checking the Version of LightsOut on the Instrument

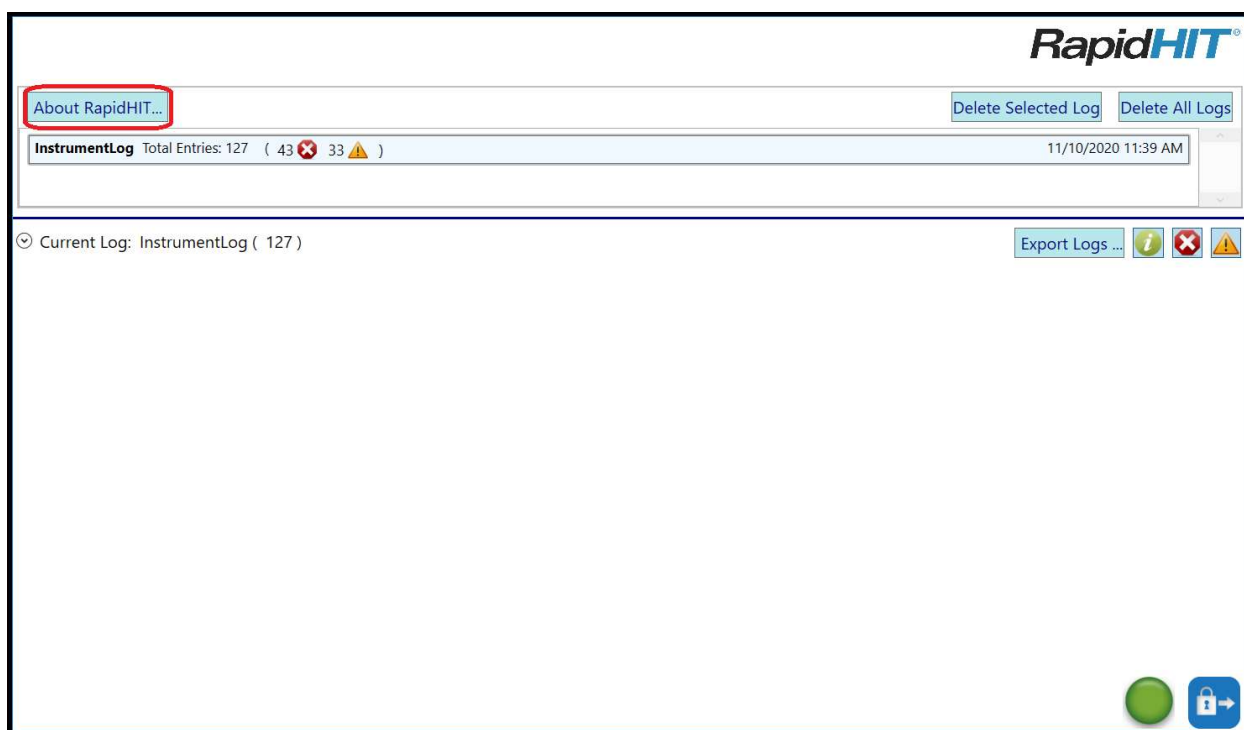
1. Once LightsOut is launched, you can login with your existing credentials. The password that you have before the install will still continue to work.



2. Upon Login, click on the button in the lower left corner of the LightsOut window, as highlighted below.



3. Next click on the About RapidHIT... button, highlighted below to locate its position on the window.



- You can see the current installed version of the software, as highlighted below, to confirm that the Instrument is running the latest v2.3.15.

**RapidHIT<sup>®</sup>**

<b>Product:</b>	RapidHIT
<b>Copyright:</b>	Copyright Silicon Valley Scientific, Inc. 2006-2013, Copyright IntegenX Inc. 2011-2016 All Rights Reserved.
<b>Trademark:</b>	RapidHIT is a trademark of IntegenX Inc.

<b>Instrument Serial:</b>	USPLE-5016SZ2
<b>Release Type:</b>	Release Build
<b>Software Version:</b>	<span style="border: 2px solid red; padding: 2px;">2.3.15 (20200925.3)</span>

Script Name	Script Version	
Run	20140113.1	Sep 25 2020 13:52:48
Shipping_Prep	20160511.1	Sep 25 2020 13:52:48
BackEnd_Test	20130729.1	Sep 25 2020 13:52:48
Test and Focus	20130611.1	Sep 25 2020 13:52:48
BackEnd_Test	20130729.1	Sep 25 2020 13:52:48
...	...	...

## Legal Statements

For Forensics, Human Identification or Paternity/Kinship Use Only. Not for use in diagnostic procedures.

## Notice to Purchase: Disclaimer of License

Purchase of this software product alone does not imply any license under any process, instrument or other apparatus, system, composition, reagent or kit rights under patent claims owned or otherwise controlled by Thermo Fisher Scientific, either expressly, or by estoppel.

## Disclaimer

LIFE TECHNOLOGIES CORPORATION, PART OF THERMO FISHER SCIENTIFIC INC., AND/OR ITS AFFILIATE(S) DISCLAIM ALL WARRANTIES WITH RESPECT TO THIS DOCUMENT, EXPRESSED OR IMPLIED, INCLUDING BUT NOT LIMITED TO THOSE OF MERCHANTABILITY, FITNESS FOR A PARTICULAR PURPOSE, OR NONINFRINGEMENT. TO THE EXTENT ALLOWED BY LAW, IN NO EVENT SHALL LIFE TECHNOLOGIES, PART OF THERMO FISHER SCIENTIFIC INC., AND/OR ITS AFFILIATE(S) BE LIABLE, WHETHER IN CONTRACT, TORT, WARRANTY, OR UNDER ANY STATUTE OR ON ANY OTHER BASIS FOR SPECIAL, INCIDENTAL, INDIRECT, PUNITIVE, MULTIPLE OR CONSEQUENTIAL DAMAGES IN CONNECTION WITH OR ARISING FROM THIS DOCUMENT, INCLUDING BUT NOT LIMITED TO THE USE THEREOF.

The trademarks mentioned herein are the property of Thermo Fisher Scientific and its subsidiaries unless otherwise specified. © 2020 Thermo Fisher Scientific. All rights reserved.