



Laboratory

Simplifying Sample Prep for Research Laboratories

Products for molecular purification and
characterization, media prep, analytical
chemistry and microbiology



Filtration. Separation. Solution.SM

Simplifying Sample Prep

Pall Laboratory develops and produces many different membrane chemistries and devices for a multitude of applications.

This brochure will help you select from molecular purification and characterization, media prep, analytical

chemistry and microbiology products designed to maximize processing accuracy and speed. Many other products are also available. Visit pall.com/lab for more product information.

Sterile Acrodisc® Syringe Filters

Superior flow rate and higher throughput than competitive devices

- ▶ Low extractables/surfactant-free, inherently hydrophilic membrane for reliable performance
- ▶ Low protein binding to minimize sample loss
- ▶ Available with built-in pre-filter for increased throughput of difficult-to-filter liquids (heavy particulate load)
- ▶ Easy to use luer lock fittings
- ▶ Available in a variety of sizes to accommodate volumes from 10 - 150 mL
- ▶ Sterilized by gamma irradiation to eliminate potential contamination by EtO residuals

Applications

- ▶ Filtration of cell and tissue culture media and additives
- ▶ Clarification of biological fluid, protein, enzyme, probe and hybridization buffers, and other aqueous samples
- ▶ Filtration of aqueous solutions
- ▶ Filtration where low protein binding is desired
- ▶ For cell cryopreservation, use DMSO-safe Acrodisc syringe filters
- ▶ Separation of leukocytes from whole blood



Ordering Information

Acrodisc Syringe Filters with Supor® (Polyethersulfone) Membrane

Part Number	Description	Pkg
4614	0.45 µm, 25 mm	50/pkg
4650	5 µm, 32 mm	50/pkg
4652	0.2 µm, 32 mm	50/pkg
4654	0.45 µm, 32 mm	50/pkg
4187	0.8/0.2 µm, 25 mm	50/pkg
4658	0.8/0.2 µm, 32 mm	50/pkg
4602	0.2 µm, 13 mm	75/pkg
4604	0.45 µm, 13 mm	75/pkg
4612	0.2 µm, 25 mm	50/pkg

Serum Acrodisc Syringe Filter with Supor Membrane

Part Number	Description	Pkg
4525	Glass fiber/0.2 µm, 37 mm	20/pkg

DMSO-Safe Acrodisc Syringe Filter

Part Number	Description	Pkg
4433	0.2 µm, Nylon membrane, 25 mm	50/pkg

Acrodisc WBC (White Blood Cell) Syringe Filter

Part Number	Description	Pkg
AP-4951	Leukosorb, 25 mm	10/pkg
AP-4952	Leukosorb, 25 mm	50/pkg

Visit www.pall.com/lab for additional part numbers, sizes, and pricing.

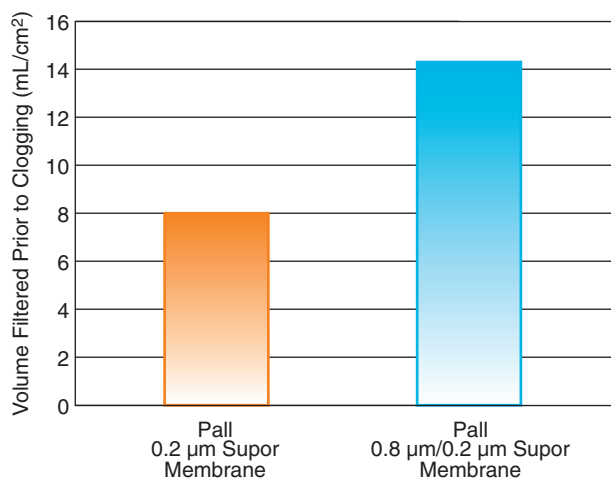
AcroPak™ 20 Filters and AcroPak 200 Capsules with Supor Membrane

Built in pre-filter for fast and efficient processing

- ▶ Low extractables/surfactant-free Supor polyethersulfone membrane has high flow rates, high throughputs and low protein binding
- ▶ Built-in pre-filter layering, 0.8 / 0.2 μm , extends filter life for particulate-laden solutions such as serum-containing media
- ▶ Process up to 2 L with Acropak 20 and up to 20 L with Acropak 200
- ▶ Tapered hose barb inlet to attach easily to pressurized systems or peristaltic pump
- ▶ Upstream vent to prevent vapor lock

Applications

- ▶ Small to medium volume sterile filtration of fluids containing dilute proteins, preservatives, or other critical components
- ▶ Filtration of cell and tissue culture media and additives
- ▶ Ideal for filtration of aqueous buffers and cell culture media
- ▶ Point-of-use filtration of lab water



Membrane Type: 47 mm disc
Throughput determined using 2.5% TSB.

Ordering Information

Acropak 20 Filter with Supor Membrane

Part Number	Description	Pkg
12203	0.8 / 0.2 μm , gamma irradiated, with filling bell	3/pkg

Acropak 200 Filter with Supor Membrane

Part Number	Description	Pkg
12941	0.8 / 0.2 μm , gamma irradiated, with filling bell	3/pkg

Visit www.pall.com/lab for additional part numbers, sizes, and pricing.

VacuCap® Vacuum Filtration Devices

Innovative bottle-top filters can fill multiple bottles with one device

- ▶ Ability to process up to 5 L volumes
- ▶ Reduces storage space and waste
- ▶ Environmentally-friendly with minimal plastic waste
- ▶ Draws liquid directly from the mixing reservoir
- ▶ Eliminates possibility of contamination from transfer steps by filtering directly into sterile container
- ▶ Low extractables/surfactant-free Supor membrane provides high flow rates
- ▶ Available with built-in pre-filter to prevent clogging and to increase throughput of high-particulate solutions

Applications

- ▶ Vacuum-driven filtration of cell and tissue culture media, microbiological media, aqueous solutions, protein solutions, and buffers
- ▶ Prefiltration or clarification of aqueous solutions
- ▶ PF version useful for filtration of hard-to-filter solutions or where fast flow rates and maximum filtration volume is required

Instructions



1. Connect the feed tubing to the port marked "INLET" on the VacuCap device. Place the opposite end of the tubing in the unfiltered fluid to be drawn.



2. Connect the vacuum tubing to the port marked "VACUUM" on the VacuCap device. Refer to product insert for safety precautions.



3. While holding the VacuCap device securely on the filtrate container, start the vacuum. The VacuCap device will seal securely to the container top and fluid will be drawn.



4. When filtration is complete, switch off the vacuum pump allowing the vacuum inside the receiving container to dissipate. Refer to the product insert for complete instructions.



Process More per Unit and Reduce Plastics Waste

Reduce storage needs while reducing waste cost compared with typical vacuum filtration systems

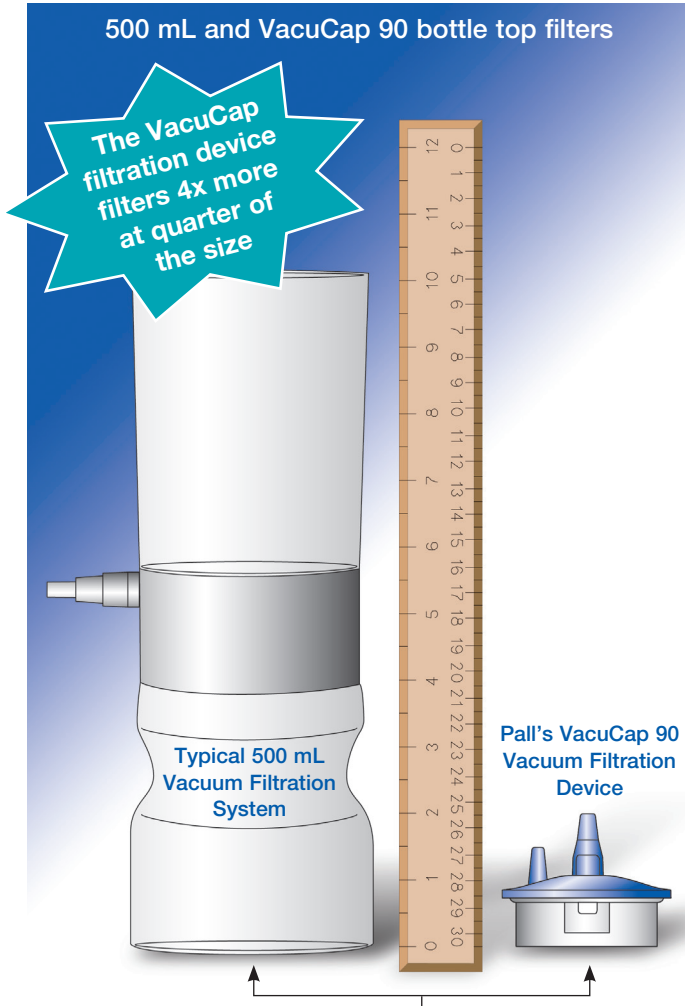
Ordering Information

VacuCap 90 Devices, Gamma Irradiated (1 L - 5 L)

Part Number	Description	Pkg
4621	0.1 μm , 90 mm	10/pkg
4622	0.2 μm , 90 mm	10/pkg
4624	0.45 μm , 90 mm	10/pkg
4628	0.8/0.2 μm , 90 mm	10/pkg
TA4622	0.2 μm , 90 mm (with individually attached tubing)	10/pkg

Visit www.pall.com/lab for additional part numbers, sizes, and pricing.

* Always use bottles designed for use with vacuum.



Devices shown in this comparison can filter equivalent volumes.

Product rendering and ruler are not to scale.

Centrifugal Filtration Devices

Ensure rapid processing of samples with typical recoveries greater than 90%



Nanosep®

- ▶ Simple, reliable concentrating and desalting of 50 to 500 µL samples

Microsep™ Advance

- ▶ Confidence in rapid recovery of <100 µL volumes of concentrate from starting volumes up to 5 mL

Macrosep® Advance

- ▶ Quickly concentrates up to 20 mL of biological sample without valuable sample loss

Application

For use with proteins and nucleic acids

- ▶ Concentration
- ▶ Buffer exchange
- ▶ De-salting
- ▶ Fractionation
- ▶ Nucleic Acid Binding

Ordering Information

Nanosep Centrifugal Devices with Omega Membrane

Part Number	Description	Pkg
OD003C33	3K, gray	24/pkg
OD010C33	10K, blue	24/pkg
OD030C33	30K, red	24/pkg
OD100C33	100K, clear	24/pkg
OD300C33	300K, orange	24/pkg

Nucleic Acid Binding Nanosep Centrifugal Device

Part Number	Description	Pkg
ODNABC33	Glass Fiber, white	24/pkg
ODNABC34	Glass Fiber, white	100/pkg

Microsep Advance Centrifugal Devices with Omega Membrane

Part Number	Description	Pkg
MCP001C41	1K, yellow	24/pkg
MCP003C41	3K, gray	24/pkg
MCP010C41	10K, blue	24/pkg
MCP030C41	30K, red	24/pkg
MCP100C41	100K, clear	24/pkg

Macrosep Advance Centrifugal Devices with Omega Membrane

Part Number	Description	Pkg
MAP001C37	1K, yellow	24/pkg
MAP003C37	3K, gray	24/pkg
MAP010C37	10K, blue	24/pkg
MAP030C37	30K, red	24/pkg
MAP100C37	100K, clear	24/pkg

Visit www.pall.com/lab for additional part numbers, sizes, and pricing.

Concentration Selection Guide

Nanosep and Microsep Advance Centrifugal Devices

The Nanosep and Microsep concentration selection guides are meant to serve as a recommendation for concentrating protein samples. The total volume of liquid in the device determines the final retentate volume. By adding buffer under the device insert, you can set your dead stop volume and thereby select the concentration factor.

Nanosep Centrifugal Device

Concentration selection guide for Nanosep centrifugal devices

Concentration Factor (Fold)	Starting Sample Volume (µL)	Volume Added to Collection Tube (µL)	Final Retentate Volume (µL)
2	200	572	100
3	200	530	67
4	200	508	50
5	200	496	40
6	200	487	33
10	200	470	20
20	200	470	10
25	200	455	8

The above table shows what buffer volume should be added to the collection tube under the insert to achieve desired concentration factors for 200, 300 and 400 µL starting sample volumes in the insert.

For instance, if you would like to concentrate 200 µL of starting material by ten-fold (see highlight in table), the buffer volume to be added to the collection tube would be 470 µL, leaving 20 µL of concentrated material in the retentate. For the complete Concentration Selection Guide visit: www.pall.com/lab.

MWCO Selection Guide

MWCO Selection for Protein Applications

MWCO	Biomolecule Molecular Weight
1K, yellow	3K-10K
3K, gray	10K-20K
10K, blue	30K-90K
30K, red	90K-180K
100K, clear	300K-900K

MWCO Selection for Virus Applications

MWCO	Membrane Nominal Pore Size*	Virus or Particle Diameter
100K	10 nm	30 – 90 nm
300K*	35 nm	> 90 nm

Microsep Advance Centrifugal Device

Concentration selection guide for Microsep Advance centrifugal devices

Concentration Factor (Fold)	Starting Sample Volume (mL)	Volume Added to Collection Tube (mL)	Final Retentate Volume (mL)
2	3.00	6.69	1.50
3	3.00	5.76	1.00
4	3.00	5.29	0.75
5	3.00	5.02	0.60
6	3.00	4.83	0.50
10	3.00	4.46	0.30
20	3.00	4.18	0.15
25	3.00	4.12	0.12

The above table shows what buffer volume should be added to the collection tube under the insert to achieve desired concentration factors for 3, 4 and 5 mL starting sample volumes in the insert.

MWCO Selection for Nucleic Acid Applications

MWCO	Base Pairs (DS)	Bases (SS)
1K, yellow	5-16 Bp	9-32 Bs
3K, gray	16-32 Bp	32-65 Bs
10K, blue	50-145 Bp	95-285 Bs
30K, red	145-285 Bp	285-570 Bs
100K, clear	475-1,450 Bp	950-2,900 Bs

AcroPrep™ Advance Filter Plates

For high throughput sample prep and detection procedures

- ▶ Provides consistency in filtration times, as well as efficient sample and bead recovery
- ▶ Available in a variety of membrane configurations, plate colors, well volumes, and outlet tip lengths
- ▶ Plates are constructed from chemically-resistant, biologically-inert polypropylene
- ▶ Serialized barcode label allows for use in automated tracking systems

Applications

- ▶ Concentration, purification, and desalting of proteins and peptides
- ▶ Bead-/resin-based applications
- ▶ Gross fractionation and lysate clarification
- ▶ pDNA, gDNA, and total RNA purification
- ▶ General filtration

Ordering Information and Applications

Concentration, Buffer Exchange, Desalting of Proteins and Peptides and Nucleic Acids

Part Number	Description	Pkg
8033	350 µL, 96-Well, Omega 3K MWCO	10/pkg
8034	350 µL, 96-Well, Omega 10K MWCO	10/pkg
8035	350 µL, 96-Well, Omega 30K MWCO	10/pkg
8036	350 µL, 96-Well, Omega 100K MWCO	10/pkg
8163	1 mL, 96-Well, Omega 3K MWCO	5/pkg
8164	1 mL, 96-Well, Omega 10K MWCO	5/pkg
8165	1 mL, 96-Well, Omega 30K MWCO	5/pkg
8166	1 mL, 96-Well, Omega 100K MWCO	5/pkg
5076	100 µL, 384-Well, Omega 10K MWCO, long tips	10/pk
5077	100 µL, 384-Well, Omega 10K MWCO	10/pkg
5078	100 µL, 384-Well, Omega 30K MWCO, long tips	10/pkg
5079	100 µL, 384-Well, Omega 30K MWCO	10/pkg
5080	100 µL, 384-Well, Omega 100K MWCO, long tips	10/pkg
5081	100 µL, 384-Well, Omega 100K MWCO	10/pkg

Bead-/Resin-Based Applications

Part Number	Description	Pkg
8027	350 µL, 96-Well, 30-40 µm PP/PE non-woven media	10/pkg
8049	350 µL, 96-Well, for multiplex assays	10/pkg

Gross Fractionation and General Filtration

Part Number	Description	Pkg
8119	1 mL, 96-Well, 0.2 µm Supor membrane	5/pkg
8129	1 mL, 96-Well, 0.45 µm Supor membrane	5/pkg
8130	1 mL, 96-Well, 1.2 µm Supor membrane	5/pkg

Lysate Clarification

Part Number	Description	Pkg
8075	350 µL, 96-Well, 3 µm glass fiber/0.2 µm Supor membrane	10/pkg
8040	350 µL, 96-Well, 3 µm glass fiber/1.2 µm Supor membrane	10/pkg
8175	1 mL, 96-Well, 3 µm glass fiber/0.2 µm Supor membrane	5/pkg
8275	2 mL, 96-Well, 3 µm glass fiber/0.2 µm Supor membrane	5/pkg

Solvent Filtration

Part Number	Description	Pkg
8582	350 µL, 96-Well, 0.2 µm wwPTFE	10/pkg
8584	350 µL, 96-Well, 0.45 µm wwPTFE	10/pkg
8682	1 mL, 96-Well, 0.2 µm wwPTFE	5/pkg
8684	1 mL, 96-Well, 0.45 µm wwPTFE	5/pkg
8782	2 mL, 96-Well, 0.2 µm wwPTFE	5/pkg
8784	2 mL, 96-Well, 0.45 µm wwPTFE	5/pkg

Nucleic Acid Binding

Part Number	Description	Pkg
5072	100 µL, 384-Well, 1 µm glass fiber media, long tips	10/pkg
8133	1 mL, 96-Well, for Nucleic Acid Binding, long tips	5/pkg

AcroPrep™ 24-Well Filter Plates

For protein purification and 0.2 µm sterile filtration workflows

New Innovation in a 24-well Format for Workflow Improvements

Introducing the new AcroPrep 24-well filter plates for protein purification and 0.2 µm sterile filtration workflows. These new and innovative 24-well, 7 mL volume, filter plates use unique combinations of Pall's proprietary high-performance filter medias to clarify and 0.2 µm sterile filter. This provides time savings, high filter efficiency and streamlined workflow improvements.

Cell Clarification and Sterile Filtration Plate for Protein Purification Workflows

- ▶ Clarify and 0.2 µm sterile filter in a single device and workflow step
- ▶ Top layer features Pall's Seitz® depth media and efficiently captures whole cells and cell debris
- ▶ Lower Supor® EKV layer provides an efficient sterile filtration layer
- ▶ Recover proteins from whole cell cultures with varying viabilities of up to 25 M+ cells/mL in minutes

0.2 µm Filtration Plate for Sterile Filtration Workflows


- ▶ For plate-based sterile filtration needs such as media, reagents, serum or proteins
- ▶ Compatible with either a vacuum manifold or centrifuge
- ▶ Utilizes Pall's dual-layer PES 0.65 over 0.2 µm Supor EKV membrane
- ▶ Tested to meet sterile *Brevundimonas diminuta* (Bdim) retention claims

Applications

- ▶ Cell clarification
- ▶ Cell expansion studies
- ▶ Clone selection and clone candidate analysis
- ▶ Process optimization
- ▶ Recombinant protein isolation prior to analysis
- ▶ Sterile filtration

Ordering Information

Part Number	Description	Pkg
97016	AcroPrep 24-well Clarification and Sterile Filtration plate	2/pkg
97026	AcroPrep 24-well Clarification and Sterile Filtration plate	8/pkg
97017	AcroPrep 24-well Sterile Filtration Plate	2/pkg
97027	AcroPrep 24-well Sterile Filtration Plate	8/pkg



Minimate™ EVO Tangential Flow Filtration System

Streamline laboratory-scale concentration, desalting, and buffer exchange processes

Ordering Information

Minimate EVO TFF System

Part Number	Description	Pkg
OAPMPUNV	Includes peristaltic pump, pump head, 2 pressure gauges, reservoir, stir plate, drip tray, and assorted fittings	1/pkg

Minimate TFF Capsules with Omega™ Membrane

Part Number	Description (MWC0)	Pkg
OA001C12	1K	1/pkg
OA003C12	3K	1/pkg
OA005C12	5K	1/pkg
OA010C12	10K	1/pkg
OA030C12	30K	1/pkg
OA050C12	50K	1/pkg
OA070C12	70K	1/pkg
OA100C12	100K	1/pkg
OA300C12	300K	1/pkg
OA500C12	500K	1/pkg

Visit www.pall.com/lab for additional part numbers, sizes, and pricing.



- ▶ System's plug-n-play design includes all the hardware, tubing, and fittings needed to get your TFF process up and running quickly
- ▶ Concentration and diafiltration processes can be performed on the same system with minimal user intervention
- ▶ Cost-effective design – easy to clean and reuse

Applications

- ▶ Concentrate and desalt proteins, peptides, or nucleic acids (DNA, RNA, oligonucleotides)
- ▶ Recover antibodies or recombinant proteins from clarified cell culture media
- ▶ Separate (fractionate) large from small biomolecules
- ▶ Concentrate viruses or gene therapy vectors
- ▶ Prepare samples prior to column chromatography



FluoroTrans PVDF, FluoroTrans® W PVDF, BioTrace NT, and Biodyne® Transfer Membranes

Membranes for transfer and immobilization

FluoroTrans PVDF, FluoroTrans W PVDF (Hydrophobic Polyvinylidene Fluoride) Transfer Membranes

- ▶ Optimized for Western blotting applications
- ▶ Sensitive protein detection with low background and very low protein burnthrough
- ▶ High tensile strength

BioTrace NT (Nitrocellulose) Transfer Membranes

- ▶ 100% pure nitrocellulose, no support fabrics to interfere with signal generation
- ▶ High binding capacity for proteins and nucleic acids
- ▶ Very low protein burnthrough in electrophoretic transfers

Biodyne (Nylon) Transfer Membranes

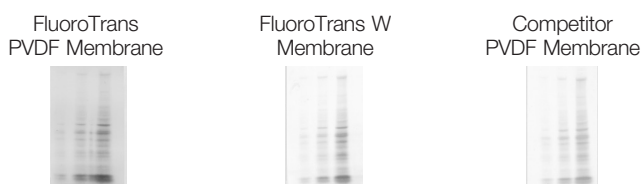
- ▶ Will not crack, shrink, or tear when subjected to multiple cycles of hybridization, stripping, and reprobing
- ▶ Superior performance with radioactive (Biodyne B) and non-radioactive (Biodyne A) detection systems

Applications

- ▶ FluoroTrans W PVDF membrane is ideal for Western transfers, protein dot blots, and protein sequencing
- ▶ Use BioTrace NT membrane for colony/plaque lifts and protein transfers
- ▶ Biodyne membranes are suitable for nucleic acid applications, as well as applications requiring enhanced detection and resolution

Performance

FluoroTrans Membrane Has Excellent Sensitivity, Signal, and Background in Western Transfers



Rabbit reticulocyte lysate (Amersham) was loaded in lanes of polyacrylamide gels at f.s., 1/3 and 1/10 dilutions. After electrophoresis, proteins were transferred to membranes. Membranes were stained with 0.1% Amido Black, 45% methanol, and 2% acetic acid for 4 minutes; then destained for 5 minutes with two changes of 90% methanol and 2% acetic acid. Stained membranes were rinsed in water and air dried.

Ordering Information

FluoroTrans PVDF Transfer Membrane

Part Number	Description	Pkg
PVM020C-160	7 x 8.4 cm sheets	10/pkg
PVM020C-195	8.5 x 9 cm sheets	20/pkg
PVM020C-196	13 x 14 cm sheets	10/pkg
PVM020C-099	26 cm x 3.3 m roll	1/pkg

FluoroTrans W PVDF Transfer Membrane

BSP0158	7 x 9 cm sheets	10/pkg
BSP0157	10 x 15 cm sheets	10/pkg
BSP0159	20 x 20 cm sheets	10/pkg
BSP0161	26 cm x 3.3 m roll	1/pkg

BioTrace NT Nitrocellulose Transfer Membrane

66489	20 x 20 cm sheets	10/pkg
66485	30 cm x 3 m roll	1/pkg

Biodyne A (Nylon) Membrane, 0.45 µm

60106	30 cm x 3 m roll	1/pkg
-------	------------------	-------

Biodyne B (Nylon) Membrane, 0.45 µm

60200	20 x 20 cm sheets	10/pkg
60207	30 cm x 3 m roll	1/pkg

Biodyne C (Nylon) Membrane, 0.45 µm

60314	20 x 20 cm sheets	10/pkg
-------	-------------------	--------

Biodyne Plus (Nylon) Membrane, 0.45 µm

60400	20 x 20 cm sheets	10/pkg
60406	30 cm x 3 m roll	1/pkg

Visit www.pall.com/lab for additional part numbers, sizes, and pricing.

Vent Air Filters

Protect your cell culture and lab environment

- ▶ Designed to protect bioreactors, fermentation tanks, culture vessels, and carboy contents from external contamination and to protect the environment from contaminants within the vessel
- ▶ Self-contained, compact air filters provide high efficiency removal of airborne bacteria and particulate under dry or moist conditions
- ▶ Vacushield™ vent air filters should be used between pump and receiving vessels to protect the valves and pump components from damage by aqueous solutions and to prolong the life of the pump
- ▶ Always select a filter with a sufficient air flow rate to accommodate the air flow required by each application

Applications

- ▶ Bioreactors
- ▶ Fermentation tanks
- ▶ Isolation or environmental chambers
- ▶ Receiving vessels
- ▶ Carboys
- ▶ Other small containers



Ordering Information

Acro® 37 TF Vent Air Filters

Part Number	Description	Pkg
4464	0.2 µm PTFE membrane, 37 mm	24/pkg
4465	0.2 µm PTFE membrane, 37 mm	200/pkg

Bacterial Air Vents

Part Number	Description	Pkg
4210	1 µm (nominal) glass, 37 mm	24/pkg
4308	1 µm (nominal) glass, 37 mm, gamma-irradiated	10/pkg

Acro 50 Vent Devices with Emflon® II Membrane

Part Number	Description	Pkg
A50V002P2	0.2 µm hydrophobic PVDF membrane, 50 mm	3/pkg

Acro 50 Vent Devices with PTFE Membrane

Part Number	Description	Pkg
4250	0.2 µm hydrophobic PTFE membrane, 50 mm	72/pkg
4251	0.2 µm hydrophobic PTFE membrane, 50 mm	18/pkg

Vacushield Vent Air Filters

Part Number	Description	Pkg
4402	50 mm, hose barb	3/pkg

Visit www.pall.com/lab for additional part numbers, sizes, and pricing.

Acrodisc One™ Syringe Filters

with wwPTFE Membrane

Universal filter for both organic and aqueous solutions in HPLC and UHPLC sample prep

- ▶ Versatile wwPTFE (water wettable polytetrafluoroethylene) membrane for aqueous and aggressive organic solvent-based solutions
- ▶ Eliminates the membrane selection process with universal membrane
- ▶ Reduces time for method validation with higher analyte recoveries and lower extractables
- ▶ Acrodisc One syringe filters with wwPTFE membrane extend HPLC column life up to 52 times
- ▶ Certified low levels of UV-absorbing extractables for accurate analysis for HPLC/UHPLC
- ▶ Easy filtration of particulate-laden samples with available GxF multilayer pre-filter
- ▶ 13 mm Acrodisc syringe filter with minispike configuration offers low hold-up and easy filtration into autosampler vials

Applications

- ▶ Highly recommended for filtering HPLC/UHPLC samples and mobile phases
- ▶ The Acrodisc One GxF syringe filter provides two to four times the throughput of standard pre-filter devices for extremely viscous samples

Ordering Information

Acrodisc Syringe Filters with wwPTFE Membrane, 13 mm

Part Number	Description	Pkg
2400	0.2 µm, minispike outlet	100/pkg, 300/cs
2402	0.45 µm, minispike outlet	100/pkg, 300/cs

Acrodisc One Syringe Filters with wwPTFE Membrane, 25 mm

Part Number	Description	Pkg
AP-4910	0.2 µm	50/pkg, 200/cs
AP-4916	0.45 µm	50/pkg, 200/cs
AP-4913	GxF/0.2 µm	50/pkg, 200/cs
AP-4919	GxF/0.45 µm	50/pkg, 200/cs

Visit www.pall.com for full selection of available membrane types, pack sizes and pricing.



Solvac® Filter Holder

Simplifies clean-up and degassing of mobile phase solvents and other solutions



Applications

- ▶ Remove contaminating particulate from mobile phase or other solutions
- ▶ De-gas mobile phase solvents and solutions
- ▶ Eliminate pour-and-wait filtration

Benefits

- ▶ Versatile design fits most HPLC bottles, flasks, and containers, and eliminates the added steps of washing flasks and transferring mobile phase solvent from flask to reservoir
- ▶ Draws directly from HPLC solvent bottle. Less likely to spill aggressive solvents than glass funnels or disposable cups.

Ordering Information

Solvac Filter Holder

Part Number	Description	Pkg
4020	SolVac holder with 61 cm (2 ft.) feedline tubing, thumb clamp, sinker, vacuum port adapter, 2 membrane seal gaskets, and 2 seal gaskets	1/pkg

HPLC Mobile Phase Filtration Membranes

Membranes designed for the stringent requirements of mobile phase filtration

Applications

- ▶ Remove contaminating particulate from mobile phase or other solutions
- ▶ De-gas mobile phase solvents and solutions
- ▶ Eliminate pour-and-wait filtration

Benefits

- ▶ Membranes are identical in composition and quality to those used in Pall's HPLC-certified Acrodisc syringe filters
- ▶ HPLC certification assures that the filters will not add artifacts to your analysis
- ▶ wwPTFE membrane is the best choice for filtering mobile phases

Ordering Information

HPLC Mobile Phase Filtration Membranes, 47 mm

Part Number	Description	Pkg
60539	0.2 µm, wwPTFE membrane	50/pkg
60548	0.45 µm, wwPTFE membrane	50/pkg
66143	0.2 µm, TF (PTFE) membrane	100/pkg
66149	0.45 µm, TF (PTFE) membrane	100/pkg
66602	0.2 µm, Nylaflo (Nylon) membrane	100/pkg
66608	0.45 µm, Nylaflo (Nylon) membrane	100/pkg

Acrodisc® MS Syringe Filter

Certified Syringe Filters for LCMS

- ▶ **LCMS (Liquid Chromatography Mass Spectrometry) certified** – Minimize interference in your LCMS results with the Acrodisc MS syringe filter. The first LCMS certified filter with extremely low levels of extractables.
- ▶ **Low ion suppression/enhancement** – Reduce the need for retesting. The Acrodisc MS syringe filters will not contribute extractables that will interfere with the ionization process, which is the heart of the LCMS technique.
- ▶ **Protective packaging design** – Save money and prevent downtime due to accidental contamination. Acrodisc MS syringe filters are packaged into separate tubes to protect them from external sources of extractables. While one tube is in use, the others are kept sealed.
- ▶ **Excellent chemical resistance** – Use this universal filter for all your LCMS samples. The WWPTFE (water wettable polytetrafluoroethylene) membrane can be used with both organic and aqueous solvents. When coupled with a polyethylene housing, the membrane offers excellent chemical resistance.
- ▶ **Low protein binding** – Get accurate and confident quantitative results. There is minimal protein adsorption with the Acrodisc MS syringe filters.
- ▶ **Particulate retention** – Using Acrodisc MS syringe filters will protect your columns and instrument from particulate build-up, making your columns last longer and your LCMS perform more consistently.

Applications

The Acrodiscs MS syringe filter has been developed specifically for LCMS sample prep applications, such as:

- ▶ Molecular identification
- ▶ Structural determination
- ▶ Pharmacokinetics
- ▶ Drug discovery and development
- ▶ Drug testing
- ▶ Environmental monitoring
- ▶ Food safety monitoring
- ▶ Oil composition determination

Ordering Information

Acrodisc MS Syringe Filter

<u>Part Number</u>	<u>Description</u>	<u>Pkg</u>
MS-3301	0.2 µm, 13 mm, WWPTFE membrane	60/pkg



Sentino® Microbiology System

Maximize workspace and minimize contamination risk

The Sentino Microbiology System offers a mix-and-match selection of products to best suit the economic, ergonomic and workflow needs in a busy microbiology laboratory. The collection of complimentary products are targeted for evaluating microbial contamination in aqueous samples using Membrane Filtration (MF) technique. Select the items that best fit the needs in your laboratory. Choose disposable filter funnels and our Sentino Pump or pair the pump with our Sentino Filter Dispenser with individual membrane filters aseptically dispensed at the press of a button. The compact design of the Sentino Microbiology System frees valuable bench top space and provides flexibility in arranging workspace for optimal efficiency and workflow.

Applications

MF Technique for analyzing aqueous samples for microbial contamination:

- ▶ Municipal and environmental water analysis
- ▶ Water system monitoring
- ▶ Beverage monitoring
- ▶ Pharmaceutical and personal care products quality control

Accessories

Sentino Microbiology Pump

Maximize workspace and minimize contamination risk



Sentino Filter Dispenser

Offers a simple design with a reliable dispense



MicroFunnel™ Filter Funnels

Widest selection of easy to use, disposable filter funnels for microbiological analysis.



Microcheck® Beverage Monitors

Easy-to-use disposable filter funnel to meet microbial analysis needs for beverages



Sentino Magnetic Filter Funnels

Unique magnetic seal allows easy, one-handed vacuum filtration of liquids



Pall Laboratory Manifold

Most convenient way to filter multiple samples



Ordering Information

Sentino Microbiology Pump

Part Number	Description	Pkg
13186	(1) power transformer (1) power cord with NEMA 5-15P plug (1) European power cord with CEE 7/7 plug (1) UK power cord with BS1363 plug	1/pkg

Sentino Filter Dispenser

Part Number	Description	Pkg
13184	1) power transformer, (1) power cord with NEMA 5-15P plug, (1) European power cord with CEE 7/7 plug, (1) UK power cord with BS1363 plug	1/pkg

MicroFunnel™ Filter Funnels, 100 mL

Part Number	Description	Pkg
4800	MicroFunnel unit with 0.45 µm GN-6 Metrical® membrane, white, gridded, individually bagged	50/pkg
4803	MicroFunnel unit with 0.2 µm Supor® membrane, white, gridded, individually bagged	50/pkg
4852	MicroFunnel unit with 0.45 µm Supor membrane, white, gridded, individually bagged	50/pkg
4805	MicroFunnel unit with 0.45 µm Metrical Black membrane, black, gridded, individually bagged	50/pkg

MicroFunnel Filter Funnels, 300 mL

Part Number	Description	Pkg
4815	MicroFunnel 300 unit with 0.45 µm GN-6 Metrical membrane, white, gridded, individually bagged	20/pkg
4818	MicroFunnel 300 unit with 0.2 µm Supor membrane, white, gridded, individually bagged	20/pkg
4828	MicroFunnel 300 unit with 0.45 µm Supor membrane, white, gridded, individually bagged	20/pkg

MicroFunnel Plus Filter Funnels, 100 mL, Gamma Irradiated

Part Number	Description	Pkg
4809	0.2 µm Supor membrane, white, gridded, individually bagged	50/pkg
4823	0.45 µm Supor membrane, white, gridded, individually bagged	50/pkg

Microcheck Beverage Monitors

Part Number	Description	Pkg
4761	GN-6 Metrical membrane, 0.45 µm, white with grid lines, 100 mL capacity	50/box
4762	GN-4 Metrical membrane, 0.8 µm, white with grid lines, 100 mL capacity	50/box
4763	Metrical Black membrane, 0.45 µm, black with grid lines, 100 mL capacity	50/box
4764	Metrical Black membrane, 0.8 µm, black with grid lines, 100 mL capacity	50/box

Sentino Microbiology System *(continued)*

Ordering Information *(continued)*

Sentino Magnetic Filter Funnel

Part Number	Description	Pkg
4271	Filter Funnel Assembly 47mm	150 mL
4273	Filter Funnel Assembly 47mm	300 mL

Sentino Filter Funnels

Part Number	Description	Pkg
4870	Sentino Filter Funnels 100 mL	80/case
4871	Sentino Filter Funnels 250 mL	100/case

Pall Laboratory Manifold

Part Number	Description	Pkg
4889	Manifold Base, 3 place, 3 Manifold Valves, 1 End Cap, 1 Hose Barb Cap	1/pkg
4890	MicroFunnel Adapter	3/pkg
4891	Sentino Funnel Adapter	3/pkg
4892	Standard Adapter	3/pkg
4893	Coupling Device for Manifold	1/pkg
4959	Elongated Standard Adapter	3/pkg

Accessories and Replacement Parts

Part Number	Description	Pkg
4878	Spare O-ring Kit	1/pkg
4894	Manifold Valves	1/pkg

Stainless Steel Forceps

Part Number	Description	Pkg
51147	Black grips	1/pkg
4690	Multi-colored grips	3/pkg

47 mm Magnetic Filter Funnels

Part Number	Description	Pkg
4247	150 mL capacity	1/pkg
4242	300 mL capacity	1/pkg
4241	300 mL capacity with lid	1/pkg

Dispenser Pack Refills

Pall Part No.	Description	Pkg
68123	0.2 µm, Supor membrane	1000/pkg
68121	0.45 µm, GN-6 MetriceL membrane	1000/pkg
68124	0.45 µm, MetriceL Black membrane	1000/pkg
68125	0.8 µm, MetriceL Black membrane	1000/pkg



Notes




Laboratory

Corporate Headquarters
25 Harbor Park Drive
Port Washington, New York 11050

Filtration. Separation. Solution.SM

Visit us on the Web at www.pall.com/lab

E-mail us at LabCustomerSupport@pall.com

© 2020, Pall Corporation. Pall, , Acrodisc, Acrodisc One, AcroPak, AcroPrep, Biodyne, FluoroTrans, Jumbosep, Macrosep, Metricel, Microcheck, Microsep, MicroFunnel, Minimate, Nanosep, Sentino, Solvac, Supor, and VacuCap are trademarks of Pall Corporation. ® indicates a trademark registered in the USA. *Filtration.Separation.Solution.* is a service mark of Pall Corporation.

8/20, PDF, GN20.0629

Authorised distributor

In Australia:

For customer service, call 1300-735-292
To email an order, ordersanz@thermofisher.com
To order online: thermofisher.com

In New Zealand:

For customer service, call 0800-933-966
To email an order, ordersanz@thermofisher.com
To order online: thermofisher.com

ThermoFisher
SCIENTIFIC