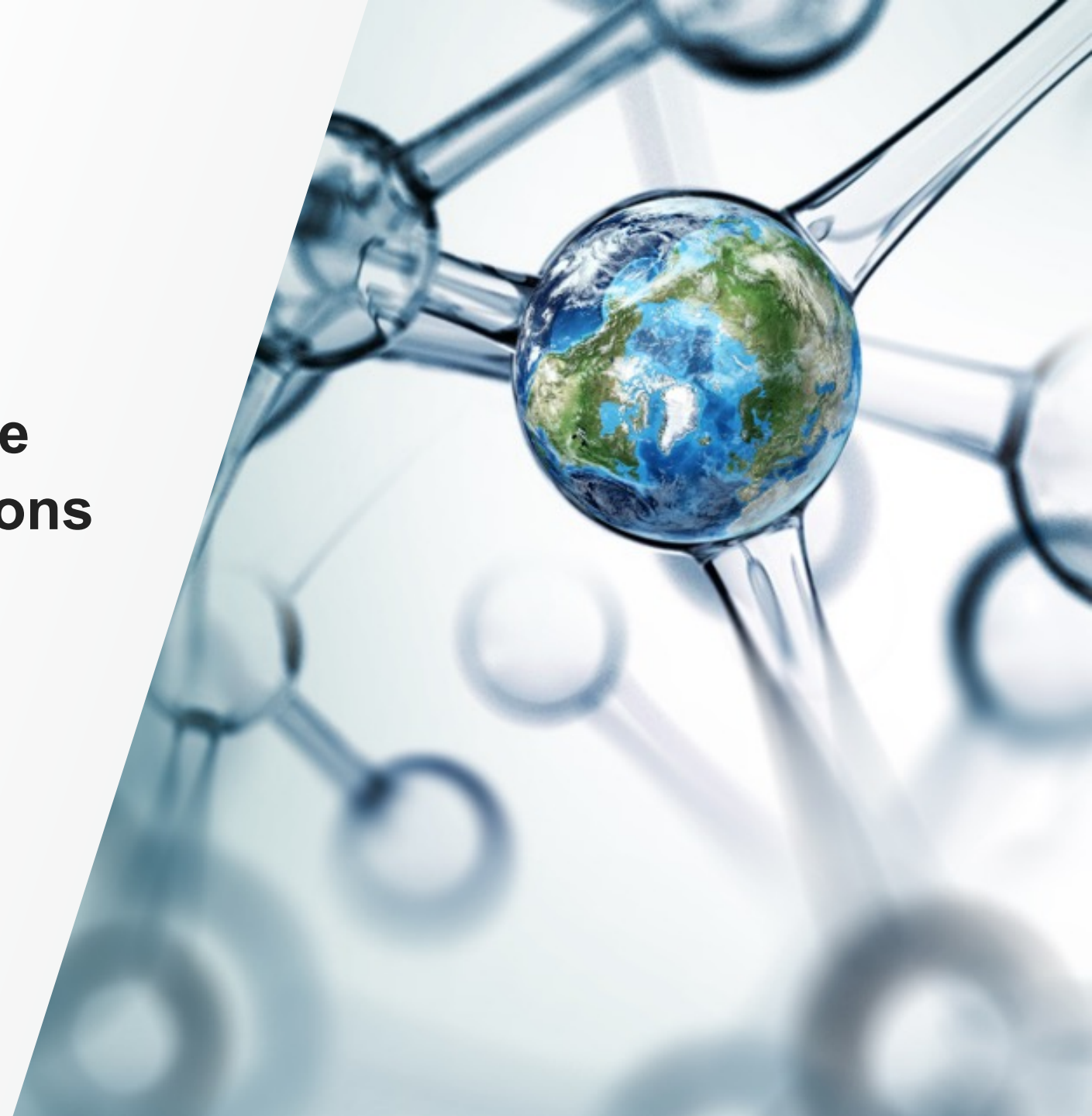






Performance comparison of the updated and original formulations of DreamTaq DNA Polymerase

 The world leader in serving science



Sensitivity analysis of different length targets from human DNA using DreamTaq DNA Polymerase



Sensitivity comparison of original and updated formulations of DreamTaq DNA Polymerase. Sensitivity analysis was performed with different amounts (0.1 pg to 100 ng) of human genomic DNA amplifying various length targets (0.25–7.5 kb) using the original and updated formulation of DreamTaq DNA Polymerase.

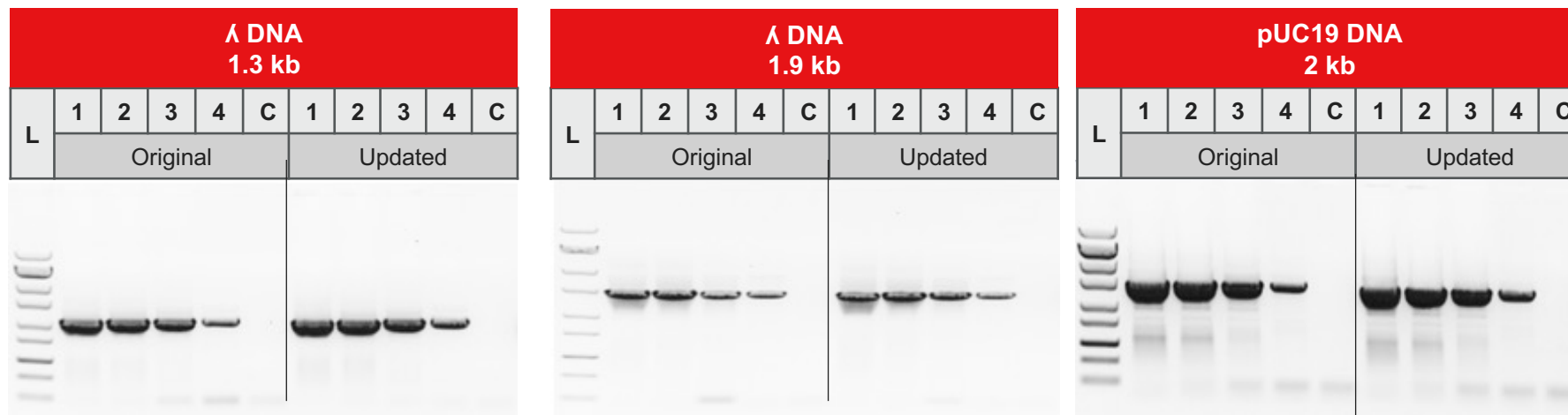
Original formulation:
Thermo Scientific™
DreamTaq™ DNA
Polymerase and 10X
DreamTaq™ Buffer with
NP-40 detergent

Updated formulation:
DreamTaq DNA
Polymerase and 10X
DreamTaq Buffer with an
alternative detergent

No.	Quantity of human DNA matrix
1	100 ng
2	10 ng
3	1 ng
4	100 pg
5	10 pg
6	1 pg
7	0.1 pg

The updated formulation of DreamTaq DNA Polymerase retains detection sensitivity equivalent to that of the original formulation of DreamTaq DNA Polymerase.

Sensitivity analysis of different length targets from λ and pUC19 DNA using DreamTaq DNA Polymerase



Sensitivity comparison of original and updated formulations of DreamTaq DNA Polymerase. Sensitivity analysis was performed with different amounts (0.01 pg to 100 pg) of λ or pUC19 DNA amplifying various length targets (1.3–2 kb) using the original and updated formulation of DreamTaq DNA Polymerase.

No.	Quantity of λ DNA matrix	Quantity of pUC19 DNA matrix
1	10 pg	100 pg
2	1 pg	10 pg
3	0.1 pg	1 pg
4	0.01 pg	0.1 pg

Original formulation:


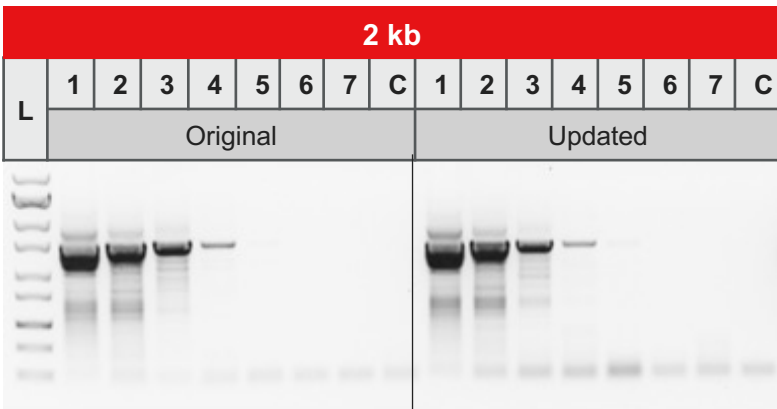

DreamTaq DNA Polymerase and 10X DreamTaq Buffer with NP-40 detergent

Updated formulation:

DreamTaq DNA Polymerase and 10X DreamTaq Buffer with an alternative detergent

The updated formulation of DreamTaq DNA Polymerase retains detection sensitivity equivalent to that of the original formulation of DreamTaq DNA Polymerase.

Sensitivity analysis of different length targets from human DNA using DreamTaq Green DNA Polymerase



Original formulation:
Thermo Scientific™
DreamTaq™ Green DNA
Polymerase and 10X
DreamTaq™ Green Buffer with
NP-40 detergent

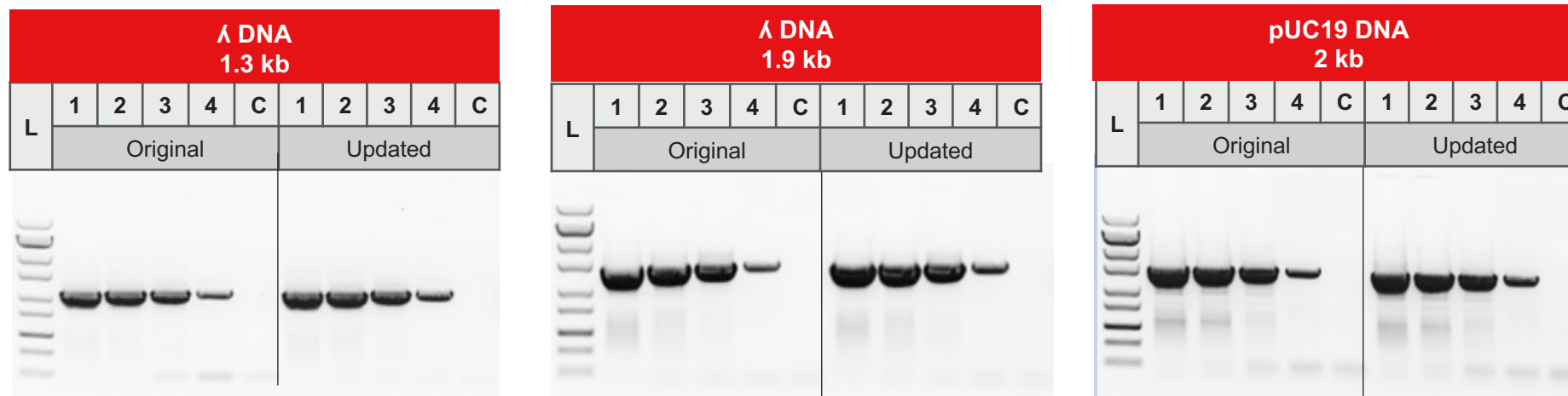
Updated formulation:
DreamTaq Green DNA
Polymerase and 10X
DreamTaq Green Buffer with
an alternative detergent

Sensitivity comparison of original and updated formulations of DreamTaq Green DNA Polymerase. Sensitivity analysis was performed with different amounts (0.1 pg to 100 ng) of human genomic DNA amplifying various length targets (0.25–7.5 kb) using the original and updated formulation of DreamTaq Green DNA Polymerase.

No.	Quantity of human DNA matrix
1	100 ng
2	10 ng
3	1 ng
4	100 pg
5	10 pg
6	1 pg
7	0.1 pg

The updated formulation of DreamTaq Green DNA Polymerase retains detection sensitivity equivalent to that of the original formulation of DreamTaq Green DNA Polymerase.

Sensitivity analysis of different length targets from λ and pUC19 DNA using DreamTaq Green DNA Polymerase



Sensitivity comparison of original and updated formulations of DreamTaq Green DNA Polymerase. Sensitivity analysis was performed with different amounts (0.01 pg to 100 pg) of λ or pUC19 DNA amplifying various length targets (1.3–2 kb) using the original and updated formulation of DreamTaq Green DNA Polymerase.

Original formulation:
DreamTaq Green DNA Polymerase and 10X DreamTaq Green Buffer with NP-40 detergent

Updated formulation:
DreamTaq Green DNA Polymerase and 10X DreamTaq Green Buffer with an alternative detergent

No.	Quantity of λ DNA matrix	Quantity of pUC19 DNA matrix
1	10 pg	100 pg
2	1 pg	10 pg
3	0.1 pg	1 pg
4	0.01 pg	0.1 pg

The updated formulation of DreamTaq Green DNA Polymerase retains detection sensitivity equivalent to that of the original formulation of DreamTaq Green DNA Polymerase.

Thank you

For Research Use Only. Not for use in diagnostic procedures. © 2022 Thermo Fisher Scientific Inc. All rights reserved.
All trademarks are the property of Thermo Fisher Scientific and its subsidiaries unless otherwise specified. PPT1667 0522

