

A research FTIR microscope

The Thermo Scientific™ Nicolet™ RaptIR+™ FTIR Microscope is designed to provide precision and agility with absolute simplicity of operation. Diffraction-limited objectives provide outstanding visual and infrared performance and the new Thermo Scientific™ OMNIC™ Paradigm Software enables users of various skill levels to obtain quality results. Focus on target, acquire infrared data, and get your results and report faster than ever.

When coupled with the Thermo Scientific™ Nicolet™ iS50 FTIR Spectrometer, the system becomes the ultimate analytical workstation with FT-Raman, TGA-IR, built-in ATR, and multi-range analysis all in one.



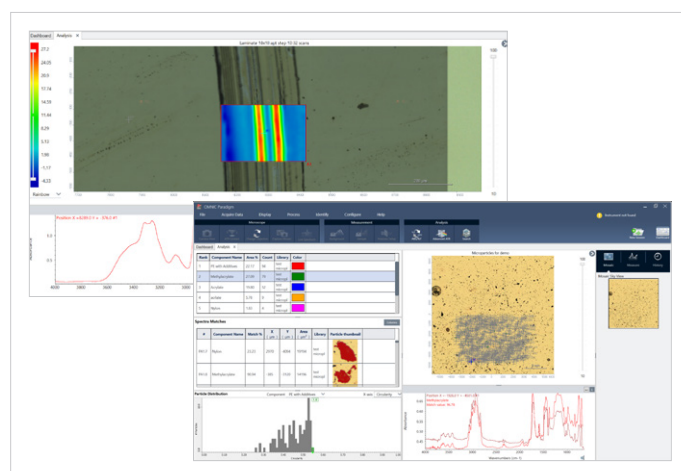
Nicolet iS50 FTIR Spectrometer

Nicolet RaptIR+ FTIR Microscope

Measure productivity in microns and minutes

Take full advantage of the innovative features of the Nicolet RaptIR+ FTIR Microscope:

- **Open access, heavy-duty stage with a large working distance**—allows your lab to explore new applications involving large, heavy samples like artworks or books
- **1-micron resolution via the camera or eyepieces (a new standard in optical quality)**—see the smallest details clearly
- **Onboard visual assists**—find the area of interest quickly
- **10 spectra per second at spatial resolutions better than 5 microns**—cover a lot of ground, fast, and still get high quality, high-resolution spectra of your sample
- **Clear guidance from intuitive software**—extract all the information needed about the target, from point and area collections to ATR operation and automated analysis of particles on full filters



Sharp image, perfectly defined aperture and simultaneous spectral collection

More powerful together



Combining the leading research Nicolet iS50 FTIR Spectrometer with the newest technology in the Nicolet RaptIR+ FTIR Microscope will give you the most versatile FTIR platform possible. In addition, the analysis workflow is fully integrated with the 64-bit OMNIC Paradigm Software, so there are no limits to your data collection and analysis.

The entire system is designed to furnish novices with helpful support and experts with the tools they expect.



Nicolet iS20 FTIR Spectrometer

Nicolet RaptIR+ FTIR Microscope

	Specification	Benefit
Sample viewing	TruView™ optics	No obscuration due to aperture; full view of sample during data collection, mosaic views, image capture
	Viewing options	Monocular (camera only) or trinocular (camera and eyepieces)
	Illumination	Bright, LED illumination for reflection or transmission, and aperture image on sample
	Video camera	5 megapixel
	Visible polarizers	Automated insertion and rotation of polarizer and analyzer in transmission and reflection modes
	Contrast enhancement	Differential interference contrast (Wollaston prism)
	Spatial resolution	1 micron visible, <5 microns IR
Microscope optics	Aluminum machined optics	Front surface mirrors
	Objectives	15X standard diffraction-limited diamond turned objective and condenser with automated condenser parking in reflection, ATR modes. Automated optimization for transmission operation. Autofocusing Grazing angle objective
	Optional Objectives	Ge-tip ATR (350 micron)
	Aperture	Fully automated, four blade aperture with rotation
	Infrared polarizers	Automated insertion and rotation, useable in transmission and reflection modes (including ATR)
	Microscope detector	LN2 MCT-A high sensitivity
LN2 MCT-B		Extended low-end range
InGaAs NIR		Extended high-end range, great for pharmaceuticals
Stage	Automated	40 mm sample thickness capacity, 5 kg loading
	Scan rate	Up to 10 spectra/second
Validation & performance qualification	ASTM	Factory Qualification tests to establish performance
	Pharmacopeia	Ph Eur, JP, CP, USP Qualifications workflows with Certified Standards Plate (MCT-A only)
Performance features	Signal-to-noise	15,000:1 minimum, 20,000:1 average (100 x 100 micron aperture, transmission mode, MCT-A)
Microscopy software	OMNIC Paradigm Software	Clean user interface, database security, floating tool bar, 64-bit, easily generated workflows for automating data collection and analysis sequences
	Rapid, simple collection of single point data	For collection of targeted sample points; identify contaminants or trace evidence fast
	Automatic mosaic	1 cm square sample view in under 20 seconds
	Intuitive graphical interface	Clean, context sensitive graphical user interface
	Immediate feedback	Camera view with live video during set up and data collection
	Smooth workflow experience	OMNIC Paradigm workflows for qualification and operation
	Real-time preview and search	Move through your sample, analyzing on the fly
Mounting options	Left side	Nicolet iS50 FTIR Spectrometer
	Right side	Nicolet iS20 FTIR Spectrometer or Nicolet iS50 FTIR Spectrometer
Other	Power requirements	130 W, 100-240 VAC, 47-63 HZ
	Regulatory approvals	CE  
	Dimensions	W – 450mm, D – 717mm, H – 495mm
	Weight	70.3kg
	Warranty	1 year

 Learn more at thermofisher.com/raptir