


NanoDrop Ultra Unpack Guide

Unboxing brilliance

Getting started with the Thermo Scientific™ NanoDrop™ Ultra UV-Vis Spectrophotometers and Fluorometers



1 Open and unpack the shipping box.




2 Confirm all items are present.



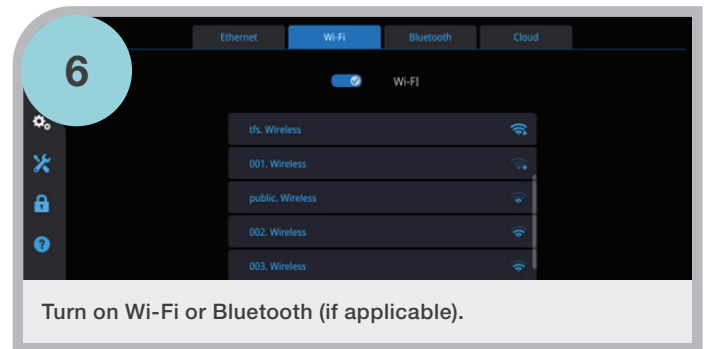
3 Insert NanoDrop Ultra USB Wi-Fi and Bluetooth® Dongle (if applicable).



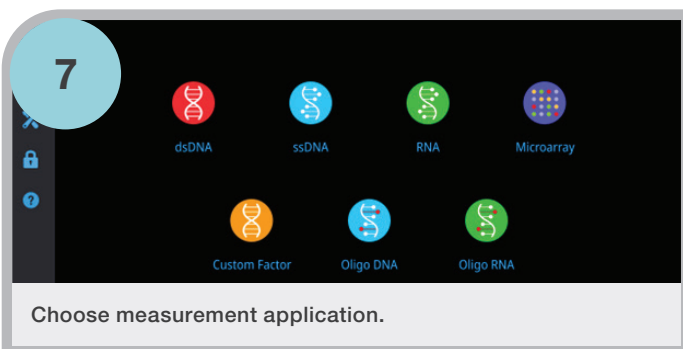
4 Connect instrument to power.



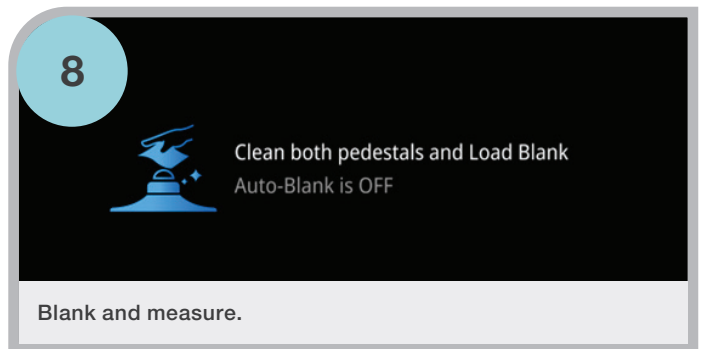
5 Turn on instrument.



6 Turn on Wi-Fi or Bluetooth (if applicable).



7 Choose measurement application.



8 Blank and measure.

Learn more at thermofisher.com/nanodrop

thermoscientific