

# Breda, the Netherlands – visitor information



Address:

**Takkebijsters 1  
4817 BL Breda**

Email:

[analyze.nl@thermofisher.com](mailto:analyze.nl@thermofisher.com)

[analyze.be@thermofisher.com](mailto:analyze.be@thermofisher.com)

Telephone: + 31 (0) 76-5795555



Do you need Internet access?

Ask at the reception for your WLAN access data.

## Directions



**By Car**

**From Antwerp - Northbound**

From the A16/E 19, exit on the A58 Eastbound at Knooppunt Galder. Next take the exit to Utrecht (A27 northbound), onwards to exit 16. Turn left towards Breda, right at the traffic lights and the Thermo Scientific Demo Centre is on the left (you will need to make a u-turn).

**From Rotterdam - Southbound**

From the A 16/E 19, take exit 17 Breda Noord, turn left towards Breda. Follow on for 8 km, turn left at the traffic lights (Bergman Clinics on the left). Turn left again at the first traffic lights and the Thermo Scientific Demo Centre is on the left (you will need to make a u-turn).

**From Utrecht/Gorinchem**

From A 27/E311 take exit 16 Breda-Noord. Turn right towards Breda and right again at the first traffic lights. The Thermo Scientific Demo Centre is on the left (you will need to make a u-turn).



**By Bus**

**From Breda Central Station**

Walk to "Centraal Station" bus stop

Take Citybus 7 (destination Heusdenhout via Centraal Station, runs approximately every 15 minutes) to Bergschot Breda, and takes approximately 22 minutes.

7 minutes walk to Thermo Scientific Demo Centre



**By Air**

**Schipol Airport Amsterdam** – is not the closest airport, but is generally considered easiest because of the good train connections to Breda. Car hire is available at the Airport.

Schipol train station is situated directly below the airport. Ticket machines are located near the platforms to Schipol Plaza where you can purchase your ticket to Breda Central Station. Your journey will take approximately 1 hour.

**Alternative Airports are Rotterdam or Eindhoven.** Then either hire a car or take a bus/taxi to the train station and travel onwards Breda.



## Taxis

**From Schiphol Airport** – Pre-booking required via website or email Taxi service Breda

<http://taxiservicebreda.nl>

info@taxiservicebreda.nl

076-5228888

Payment with Credit Card possible Your journey will take between 1 and 2 hours.

## From Leonardo hotel Breda City

Taxi service Breda

<http://taxiservicebreda.nl>

info@taxiservicebreda.nl

076-5228888

Payment with Credit Card possible Your journey will take approximately 5 minutes.



## Registration

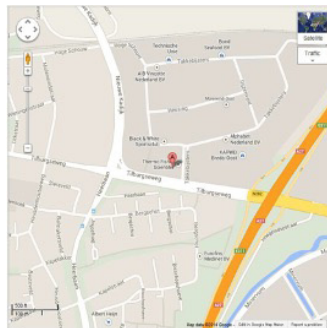
Registration at reception portal.

Pre-Registration with link or QR code: [Thermo Fisher Guest Registration](#)

After completing the registration you'll receive a personalized QR code via email for building access.











Scan for registration.



## Demo laboratory safety information

At Thermo Fisher Scientific your Safety is of utmost importance to us. That is why we request that you inform yourselves about our safety rules at this facility



	Behavior in case of emergency: fire alarm and evacuation Go immediately to the assembly point.
	Smoking is not permitted inside the building.
	Photo, sound and video recordings are not permitted without express permission.
	Follow instructions by Thermo Fisher Scientific staff.
	Do not eat or drink in the Demo Center.
	Safety goggles and lab coat must be worn in the Demo Center.
	Closed-toed shoes must be worn in the Demo Center.
	Touching any object in the Demo Center is not permitted without express permission.