

# Rapid Analysis of Acids in Wines Using Automated Discrete Analyzers

Mari Kiviluoma, Leena Kaski, Sari Hartikainen, Leala Thomas and Annu Suoniemi-Kähärä\*

\*Author, corresponding address annu.suoniemi-kahära@thermofisher.com

## Introduction

Acids, such as acetic, lactic, malic, citric, and tartaric acids, contribute to the flavor, stability, color, and pH of wines. Measurements for acids are performed during process control, raw material inspection, or for quality control. In this paper, Thermo Scientific™ Gallery™ discrete analyzers are used and the methods for the associated system reagents are described. Automated bench-top Gallery instruments can simultaneously measure several acids from a single sample and homogenous samples can be measured without pretreatment using colorimetric or enzymatic methods. Applications are optimized requiring small reagent volumes and resulting in a low cost per test.

Measuring ranges and performance data are presented. The correlation graph illustrates the quality control sample concentration plotted against a theoretical calculated concentration. Precision studies demonstrate the repeatability and reproducibility of the methods used.

Discrete cell technology offers faster, reproducible results where multiple tests can be done on a single sample without the need for additional method changeover time. All necessary analysis steps are automated, providing true walk-away time for the operator. In less than ten minutes after insertion of samples into the analyzers, results are obtained.

## Materials and Methods

Thermo Scientific system reagents are ready-to use. Some reagents are available in lyophilized or powdered format which requires reconstitution and ensures a longer shelf life. Reagent volumes are optimized for the system application; an average of 300 test results can typically be reported from each kit.

Ready-to-use and single use reagent vials are bar-coded. Embedded in the barcode is the material lot number and expiration date. As part of its programming, the instrument sounds an alarm when the reagent is almost finished and can automatically calibrate after the insertion of a new reagent vial. In addition to the reagent's on-board stability, the instrument has the capability to fully trace reagents and store results, including associated calibrations and reagent lot data.

## Instruments and Applications

Thermo Scientific Gallery and Gallery Plus analyzers are pre-programmed with the methods to test various acids in their application menu. Application parameters are adapted to test less than 300 µL of total volume where the sample and first reagent are usually blanked to eliminate any color interference.

## Measuring Range

Measuring ranges for each acid kit are shown in Table 1. Applications are designed to incorporate automated dilutions that achieve these ranges.

TABLE 1. Measurement ranges of acidic kits.

Kit	Test limit low	Test limit high
Acetic acid (ACS)	0.04 g/L	3.0 g/L
Citric acid	15 mg/L	5000 mg/L
D-Lactic acid	25 mg/L	1600 mg/L
L-Lactic acid	20 mg/L	1600 mg/L
L-Malic acid	0.05 g/L	20 g/L
Tartaric acid	0.5 g/L	12 g/L
Total acids (Wine pH 7)	1 g/L as tartaric acid 0.5 g/L as sulfuric acid	18 g/L as tartaric acid 12 g/L as sulfuric acid

# Results and Discussions

## Examples of Calibration Curves

Linearity performance curves for each method using water based solutions are presented in Figures 1—7. The analyzers are designed with an automated dilution function, allowing for easy insertion of additional calibration points if required. The image plots linearity comparing both measured and theoretical values.

FIGURE 1. Acetic acid (ACS).

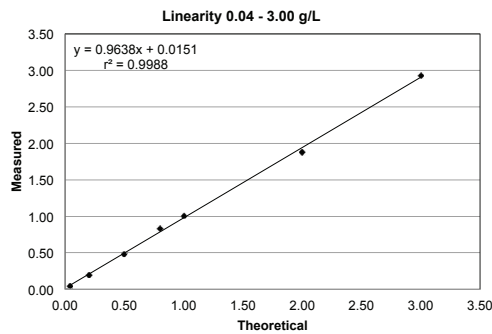


FIGURE 2. Citric acid.

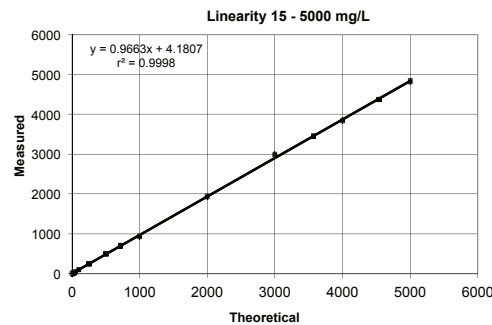


FIGURE 3. D-Lactic acid.

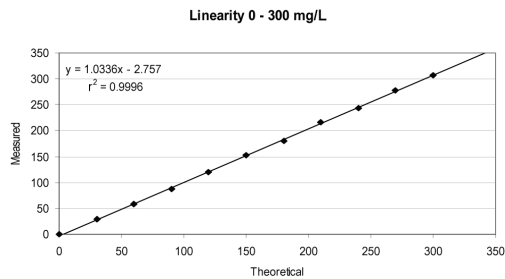


FIGURE 4. L-Lactic acid.

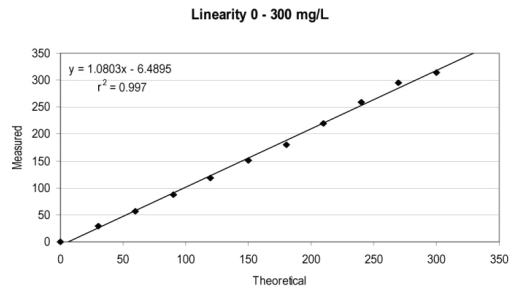


FIGURE 5. L-Malic acid.

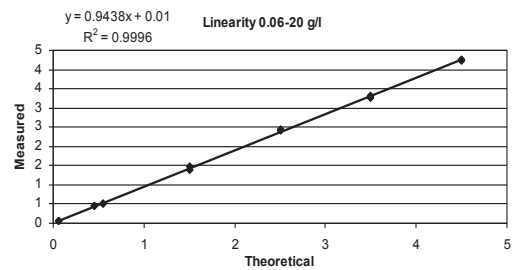


FIGURE 6. Tartaric acid.

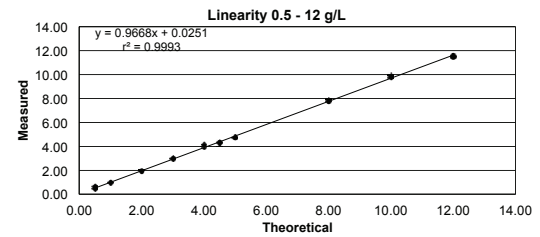
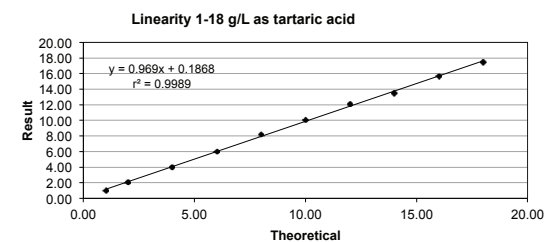


FIGURE 7. Total acids (Wine pH7).



## Precision Studies

Results of precision studies performed with the Gallery analyzer are shown in Table 2. Usually, three sample levels with at least 10 replicates were tested every day for 5 days. The assay was calibrated daily between batches.

**TABLE 2. Method precision data for Gallery analyzers.**

Acetic Acid (ACS)						Citric Acid						
Mean 0.44 mg/L		Mean 0.92 mg/L				Mean 61 mg/L		Mean 126 mg/L		Mean 3779 mg/L		
	SD	CV%	SD	CV%	SD	CV%	SD	CV%	SD	CV%		
Within run	0.0003	0.7	0.0005	0.6			1.4	2.2	1.2	1.0	20.8	0.5
Between run	0.010	2.3	0.013	1.5			0.4	0.6	1.0	0.8	60.8	1.6
Total	0.010	2.4	0.014	1.6			1.4	2.3	1.6	1.3	64.3	1.7
D-Lactic Acid						L-Lactic Acid						
Mean 31 mg/L		Mean 77 mg/L		Mean 172 mg/L		Mean 26 mg/L		Mean 125 mg/L		Mean 182 mg/L		
	SD	CV%	SD	CV%	SD	CV%	SD	CV%	SD	CV%	SD	CV%
Within run	0.791	2.6	0.884	1.1	5.049	2.9	0.662	2.0	1.605	1.3	2.681	1.5
Between run	0.872	2.8	1.143	1.5	0.426	0.2	0.789	3.0	1.570	1.3	1.631	0.9
Total	1.177	3.8	1.445	1.9	5.067	2.9	1.029	4.0	2.246	1.8	3.138	1.7
D-Malic Acid						Tartaric Acid						
Mean 1.19 mg/L		Mean 2.44 mg/L		Mean 3.83 mg/L		Mean 2.76 mg/L		Mean 2.11 mg/L				
	SD	CV%	SD	CV%	SD	CV%	SD	CV%	SD	CV%		
Within run	0.011	0.9	0.023	0.9	0.024	0.6	0.045	1.6	0.052	2.5		
Between run	0.017	1.4	0.035	1.4	0.065	1.7	0.043	1.5	0.042	2.0		
Total	0.020	1.7	0.042	1.7	0.069	1.8	0.062	2.2	0.067	3.2		
Total Acids (Wine pH 7)												
Mean 4.15 mg/L		Mean 5.15 mg/L		Mean 6.81 mg/L								
	SD	CV%	SD	CV%	SD	CV%						
Within run	0.036	0.9	0.047	0.052	0.052	0.8						
Between run	0.087	2.1	0.032	0.6	0.032	0.5						
Total	0.094	2.3	0.057	1.1	0.061	0.9						

## Analysis Speed

An automated operating system allows a laboratory to simultaneously measure multiple analytes while reducing total analysis time and increasing efficiency. The Gallery Plus analyzer is capable of performing an acid test panel for 100 samples in 4 hours and 20 minutes. The panel includes tests for acetic, citric, D-lactic, L-lactic, L-malic, tartaric, and total acids from each sample. First results are available in less than 14 minutes. In comparison, if 100 samples are tested for acetic, L-lactic, and L-malic acids, the Gallery Plus instrument completes the panel in 2 hours and 30 minutes. If only tartaric acid is tested, the Gallery Plus instrument completes those 100 tests in 77 minutes with the first results available in less than 6 minutes.

## Conclusion

Thermo Scientific Gallery and Gallery Plus automated discrete analyzers have the capability to measure several acids from a single sample without the need for extra method changeover time. Since the analyzer can automate sample dilutions, methods are designed to accurately measure large concentration ranges. Methods are repeatable; a within run coefficient of variation (CV) as low as 0.5% can be achieved for citric acid analysis. When comparing the calculated concentration to the measured concentrations, an  $r^2 = 0.997$  or better was obtained.

All necessary analysis steps are automated, providing true walk-away time for the operator. Results are fully traceable and designed for ease of use. Optimized applications ensure that very low volumes of reagents are used which result in low costs per test. Discrete cell technology offers rapid process and quality testing for wine samples. The analysis of 100 samples using the acetic acid, L-lactic acid, and L-malic acid tests are completed less than 2 hours and 30 minutes.

## References

- Compendium of International Methods of Analysis, International Organization of Vine and Wine (OIV 2013), Citric acid, Method OIV-MA-AS313-01
- Compendium of International Methods of Analysis, Citric acid, Method OIV-MA-AS313-09 : R2009 1
- Beutler, H. O. Methods of Enzymatic Analysis. *L-Ascorbate and L-Dehydroascorbate*. 3rd ed; Bergmeyer, H. U., Ed.; VCH Publishers (UK) Ltd., Cambridge, UK, 1988: Vol. VI, pp. 376-385.

[www.thermoscientific.com](http://www.thermoscientific.com)

©2015 Thermo Fisher Scientific Inc. All rights reserved. ISO is a trademark of the International Standards Organization. All other trademarks are the property of Thermo Fisher Scientific and its subsidiaries. This information is presented as an example of the capabilities of Thermo Fisher Scientific products. It is not intended to encourage use of these products in any manners that might infringe the intellectual property rights of others. Specifications, terms and pricing are subject to change. Not all products are available in all countries. Please consult your local sales representative for details.



<b>Africa</b> +43 1 333 50 34 0	<b>Denmark</b> +45 70 23 62 60	<b>Japan</b> +81 6 6885 1213	<b>Russia/CIS</b> +43 1 333 50 34 0
<b>Australia</b> +61 3 9757 4300	<b>Europe-Other</b> +43 1 333 50 34 0	<b>Korea</b> +82 2 3420 8600	<b>Singapore</b> +65 6289 1190
<b>Austria</b> +43 810 282 206	<b>Finland</b> +358 10 3292 200	<b>Latin America</b> +1 561 688 8700	<b>Sweden</b> +46 8 556 468 00
<b>Belgium</b> +32 53 73 42 41	<b>France</b> +33 1 60 92 48 00	<b>Middle East</b> +43 1 333 50 34 0	<b>Switzerland</b> +41 61 716 77 00
<b>Brazil</b> +55 11 3731 5140	<b>Germany</b> +49 6103 408 1014	<b>Netherlands</b> +31 76 579 55 55	<b>Taiwan</b> +886 2 8751 6655
<b>Canada</b> +1 800 530 8447	<b>India</b> +91 22 6742 9494	<b>New Zealand</b> +64 9 980 6700	<b>UK/Ireland</b> +44 1442 233555
<b>China</b> 800 810 5118 (free call domestic) 400 650 5118	<b>Italy</b> +39 02 950 591	<b>Norway</b> +46 8 556 468 00	<b>USA</b> +1 800 532 4752

**Thermo**  
SCIENTIFIC

A Thermo Fisher Scientific Brand