

The analysis of polar ionic pesticides by ion-exchange chromatography tandem mass spectrometry: the possible solution to a longstanding problematic analysis?

Richard J. Fussell,¹ Stuart Adams,² Jonathan Guest,² Michael Dickinson,² Jonathan Beck,³ Sergio Guazzotti,⁴ and Frans Schoutsen⁵, ¹ Thermo Fisher Scientific, Hemel Hempstead, UK; ²Fera Science Ltd, Sand Hutton, York, YO41 1LZ, UK; ³Thermo Fisher Scientific, San Jose, CA, US; ⁴Thermo Fisher Scientific, Sunnyvale, CA, US; ⁵Thermo Fisher Scientific, Special Solutions Center, Dreieich, Germany

INTRODUCTION

Polar ionic pesticides, such as glyphosate, chlorate, perchlorate and the like, often occur as residues in food, but are not always included in pesticide monitoring programs, simply because they are not 'amenable' to generic multi-residue methods. The introduction of the Quick Polar Pesticides (QuPPE) Method by the European Reference Laboratory for single residue methods (EURL-SRM) has enabled more laboratories to conduct analysis for at least some of the polar pesticides. Still, the absence of a liquid partitioning step, or clean-up step, results in 'dirty extracts' containing high concentrations of matrix co-extractives. Thus, the separation and accurate quantification of analytes in QuPPE extracts is challenging. Analysts attempt to mitigate these issues by analyzing a single extract a number of times, using different chromatographic columns and conditions. These separation conditions are often less than ideal and the large amounts of co-extractives often contaminate the low capacity columns to cause variation in retention time and a decrease in the ruggedness of the method.

The application of high resolution ion-exchange chromatography, coupled to a triple quadrupole mass spectrometer can overcome the issues experienced with other chromatographic techniques. Using the ion chromatography tandem mass spectrometry (IC-MS/MS) approach for direct analysis of QuPPE extracts, low limits of quantification (typically < 5 ng/g), and associated repeatability (typically < 20%) have been achieved for glyphosate, (and metabolites AMPA (aminomethylphosphonic acid) and N-Acetyl AMPA), glufosinate (and metabolites, chlorate, perchlorate, glufosinate, N-acetyl glufosinate, 3-MPPA (3-methylphosphinopropionic acid), Fosetyl-Al, phosphonic acid, ethephon and more, in a single analysis.

MATERIALS AND METHODS

Sample Preparation:
QuPPE extraction method, acidified methanol extraction (1).

Ion Chromatography:
Thermo Scientific™ Dionex™ ICS-5000+ HPIC system with a Thermo Scientific™ Dionex™ IonPac™ AS19-4µm column

Mass Spectrometry:
Thermo Scientific™ TSQ Quantiva™ Triple Quadrupole Mass Spectrometer

Data Analysis Software:
Thermo Scientific™ TraceFinder™ Software

The IC-MS/MS system is shown in Figure 1.

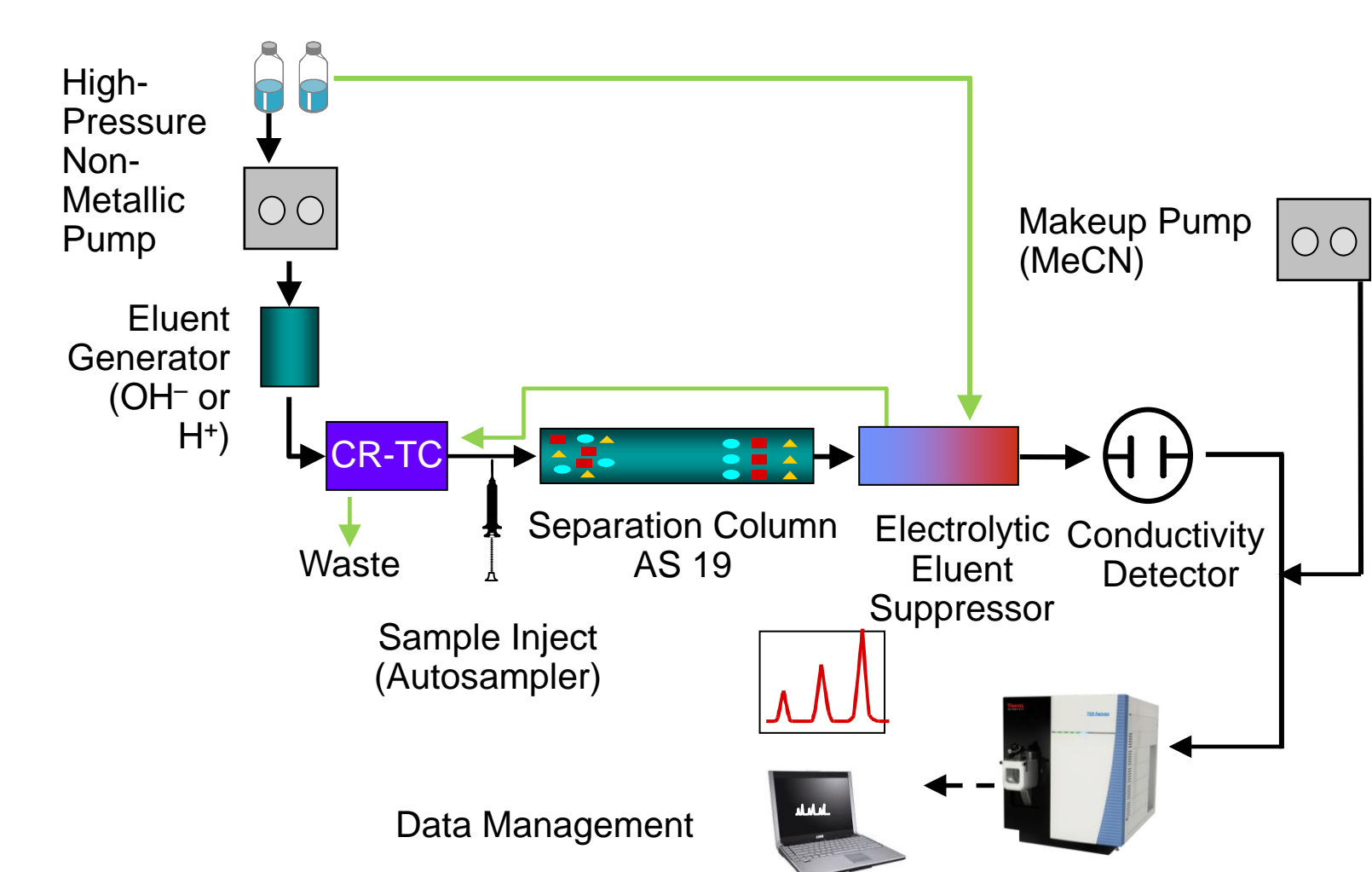


Figure 1. IC-MS/MS System Configuration.

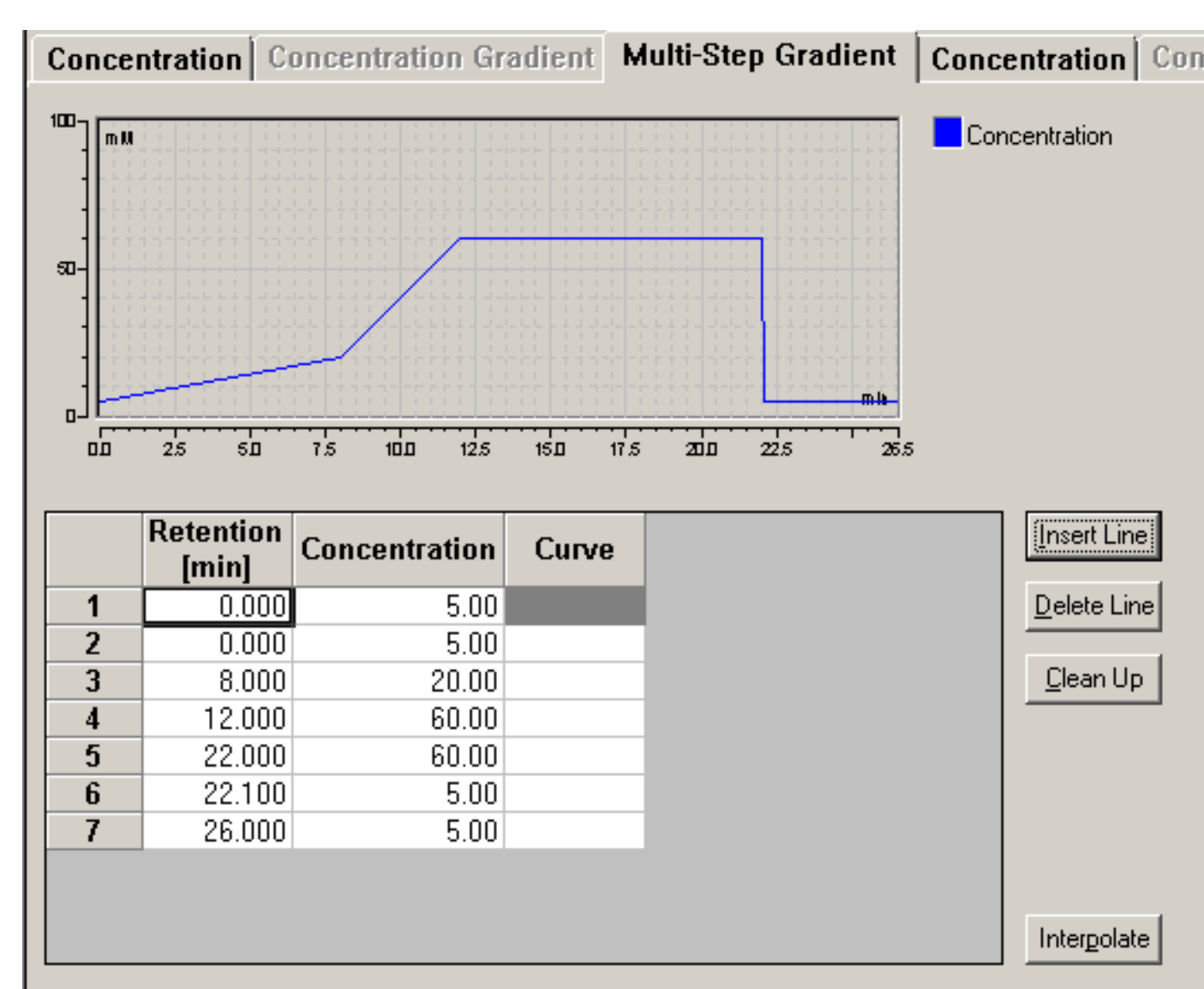


Figure 2. KOH Gradient Program.

IC Conditions

- Column: Dionex IonPac AS19 250 x 2mm, 4 µm particle size
- Column flow: 0.35 mL/min
- Column temp: 40 °C

IC Conditions - continued

- Suppressor: Thermo Scientific™ Dionex™ AERS™ 500 Anion Electrolytically Regenerated Suppressor, 2mm (used in external water mode)
 - External water flow: 0.5 mL/min
 - Suppressor current: 52 mA

- Eluent: KOH gradient with Thermo Scientific™ Dionex™ EGC 500 Eluent Generator Cartridge. Shown in Figure 2.

- Injection volume: 100 µL

- Post column MeCN flow (make-up): 0.2 mL/min

RESULTS AND DISCUSSION

Analysis of Polar Pesticides in Wheat (Flour)

A matrix of wheat (flour) was validated for several polar pesticides including Glyphosate (and metabolites AMPA and N-Acetyl-AMAP) Glufosinate (and metabolites 3-MPPa and N-Acetyl-Glufosinate), Perchlorate, Chlorate and Ethephon. The mean recovery and %RSD for each concentration (five replicate spikes) is shown in Table 1, which pass the criteria set out in SANTE (2).

Compound	Concentration (µg/kg)	Mean Recovery (n=5)	Mean % RSD
Glyphosate (IS)	10	112	15
	50	108	12
	100	111	7
AMPA	10	92	22
	50	98	13
	100	97	3
N-Acetyl-AMPA (IS)	10	85	7
	50	82	10
	100	86	2
Glufosinate (IS)	10	100	16
	50	109	11
	100	109	8
3-MPPA (IS)	10	106	17
	50	108	13
	100	111	7
N-Acetyl-Glufosinate (IS)	10	88	6
	50	88	9
	100	91	3
Perchlorate (IS)	10	95	6
	50	90	7
	100	92	9
Chlorate (IS)	10	93	5
	50	88	2
	100	87	4
Ethephon (IS)	10	95	11
	50	86	4
	100	85	4
Clopyralid	50	70	5
	100	89	6
	200	60	4
Fosetyl Al	1,000	71	4
	2,000	72	2
	200	106	5
Phosphonic acid	1,000	94	4
	2,000	97	2
	50	75	31
Cyanuric acid (IS)	50	75	31
	100	88	13

Table 1. Results of Spiked Flour Samples. Recovery and %RSD for five replicate spikes.

Analysis of Glyphosate in Infant Food

A sample of organic infant food was spiked at 3 different concentrations. The mean recovery and %RSD for each concentration (five replicates) is shown in Table 2, which pass the criteria set out in SANTE (2). Two chromatograms for glyphosate spiked into infant food are shown in Figure 3.

Analysis of Perchlorate and Chlorate in Infant Food

A sample of organic infant food was spiked with perchlorate and chlorate. The unspiked samples showed the presence of both perchlorate and chlorate in the unspiked infant formula. To determine the amount of perchlorate and chlorate in the infant food, a standard addition curve was constructed. The amount of perchlorate and chlorate calculated in the organic infant food was calculated to be 2 µg/kg and 38 µg/kg, respectively.

Compound	Concn (µg/kg)	Mean Recovery (n=5)	Mean % RSD
Glyphosate (IS)	5	110	5
	10	120	12
	50	102	4

Table 2. Results of spiked infant food samples. Recovery and %RSD for five replicate spikes.

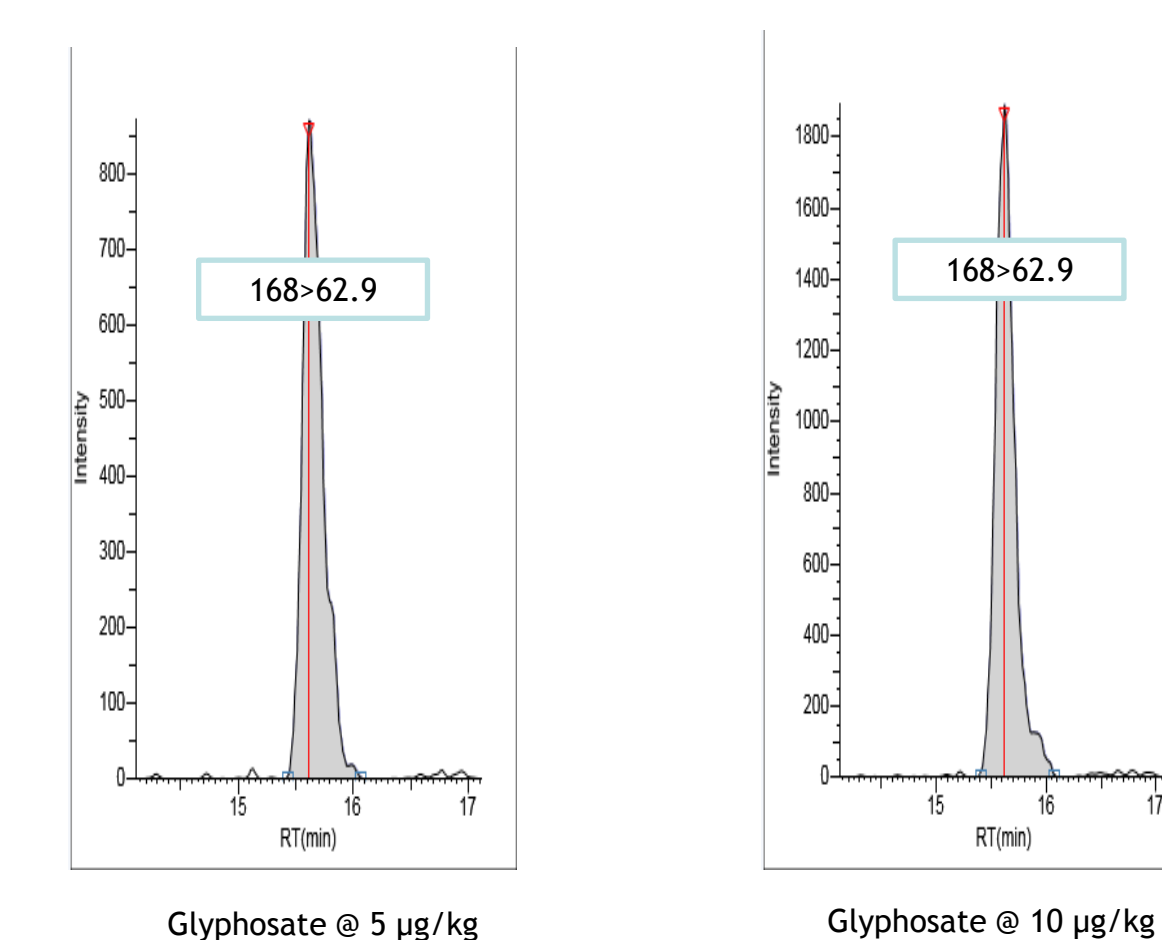


Figure 3. Selected chromatograms for glyphosate spiked into infant food matrix.

CONCLUSIONS

IC-MS/MS shows good selectivity and sensitivity for analyzing for polar pesticides when combined with the QuPPE extraction method. There is 'good' retention of analytes on the column coupled with 'good' sensitivity and selectivity by using a tandem mass spectrometry for detection. The validation data presented supports that IC-MS/MS is the solution for problematic polar pesticide analysis. The results presented demonstrates that single residue methods can be incorporated into a polar multi-residue method with a suitable extraction method such as the QuPPE. This approach is routinely used for chlorate and perchlorate analysis with plans to incorporate other analytes as required. There are plans to further validate this technique with other polar pesticides in other matrices and to expand the capability and investigate cationic polar pesticides analysis using this approach.

REFERENCES

- Quick Method for the Analysis of numerous Highly Polar Pesticides in Foods of Plant Origin via LC-MS/MS involving Simultaneous Extraction with Methanol (QuPPE-Method). Version 8.1. M. Anastassiades, et al. http://www.eurl-pesticides.eu/docs/public/implt_article.asp?LabID=200&CntID=1005&Theme_ID=1&Pdf=False&Lang=EN
- SANTE/11945/2015. Guidance document on analytical quality control and method validation procedures for pesticides residues analysis in food and feed. http://ec.europa.eu/food/plant/docs/plant_pesticides_mrl_guidelines_wrkdoc_11945_en.pdf

TRADEMARKS/LICENSING

© 2017 Thermo Fisher Scientific Inc. All rights reserved. All trademarks are the property of Thermo Fisher Scientific and its subsidiaries. This information is not intended to encourage use of these products in any manner that might infringe the intellectual property rights of others.