

Technotes

Highlighting technical features for
Thermo Scientific Centri-Vue Application

Key Features

- Determine centrifuge status at-a-glance
- Establish secure connection for control
- Monitor your run status



Connection simplified

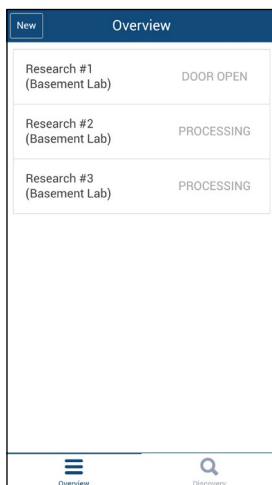
The Thermo Scientific™ Centri-Vue™ application provides real-time connection with select Thermo Scientific™ superspeed and large capacity centrifuges. Check your run status or locate an open instrument on your mobile device - without leaving your office or lab space.

The Centri-Vue application is available with the following Thermo Scientific centrifuges:

- Thermo Scientific™ Sorvall™ LYNX superspeed
- Thermo Scientific™ Sorvall™ BP 8 and 16 large capacity
- Thermo Scientific™ Cryofuge™ 8 and 16 large capacity
- Thermo Scientific™ Sorvall™ BIOS 16 large capacity

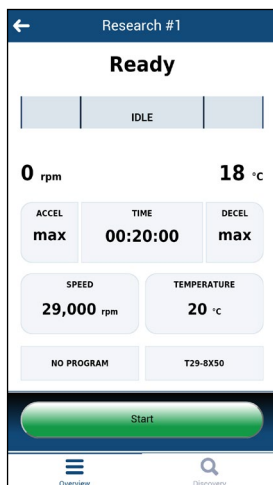
Determine status of 1 to 100 centrifuges at-a-glance

Avoid hunting for an open instrument; instead find an idle centrifuge from the list



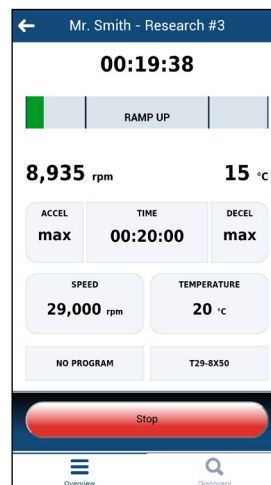
Establish secure centrifuge connection for start or stop control

Once you have set-up the run, start the instrument from the control panel OR your smart device

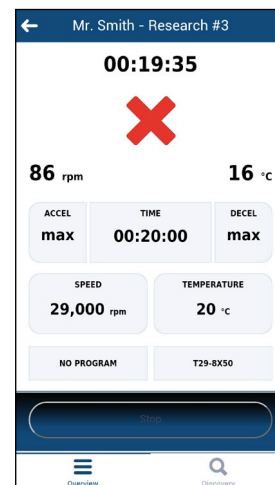


Replicate instrument main screen on your smart device

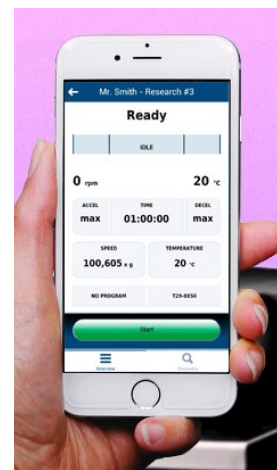
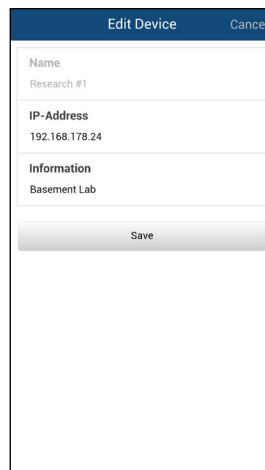

Monitor your run, with the option to stop the run from your smart device



Check for diagnostic errors or if your run was stopped prior to completion



Centri-Vue Application Set-up Instructions



With Sorvall LYNX superspeed centrifuges, ensure that your centrifuge has software version 604V7 (1.2.2) or above. If not, schedule a service call to install the latest software update before proceeding.

Large capacity centrifuges will not require a software update.

Open the Configuration menu and select Device. On the Device screen, activate the DHCP check box.

Connect the centrifuge to a network using the onboard RJ-45 connector located behind the control panel. Consult with your IT team to configure the IP address of the centrifuge on the network. Once configured, an IP address will be issued to the centrifuge by the network.

Refer to the Touchscreen User Interface manual for additional set-up instructions.

After installing the Centri-Vue application on a smart device, ensure the device is connected to the same network as the centrifuge. Then select Discover to locate you centrifuge and add it to your list of connected centrifuges. The IP address can also be added manually.

Optional: Edit the centrifuge information, providing a name for easy recognition.

Start using the Centri-Vue application to monitor and control your Thermo Scientific superspeed or large capacity centrifuge!



Stay connected. Download the Centri-Vue application for instant remote monitoring and control of your Thermo Scientific superspeed and large capacity centrifuges, available for both iOS™ and Android™ devices.

- Notes:
1. Centri-Vue application requires iOS 7.0 or later or Android 4.0 or later.
 2. User is responsible for network connection and set-up, as well as any smart device subscription charges.

thermofisher.com/centrifuges

This product is intended for General Laboratory Use. It is the customer's responsibility to ensure that the performance of the product is suitable for customers specific use or application. © 2016 - 2020 Thermo Fisher Scientific Inc. All rights reserved. All trademarks are the property of Thermo Fisher Scientific and its subsidiaries unless otherwise specified. iOS is a registered trademark of Cisco. Android is a registered trademark of Google Inc.

Australia +61 39757 4300
Austria +43 1 801 40 0
Belgium +32 53 73 42 41
China +800 810 5118 or +400 650 5118
France +33 2 2803 2180
Germany national toll free 0800 1 536 376
Germany international +49 6184 90 6000

India toll free 1800 22 8374
India +91 22 6716 2200
Italy +39 02 95059 552
Japan +81 3 5826 1616
Netherlands +31 76 579 55 55
New Zealand +64 9 980 6700
Nordic/Baltic/CIS countries +358 10 329 2200

Russia +7 812 703 42 15
Spain/Portugal +34 93 223 09 18
Switzerland +41 44 454 12 12
UK/Ireland +44 870 609 9203
USA/Canada +1 866 984 3766

Other Asian countries +852 2885 4613
Countries not listed +49 6184 90 6000

Thermo
 SCIENTIFIC
 A Thermo Fisher Scientific Brand