

# Small Spot Analysis: Performance in Ferrous Base

Thermo Scientific ARL PERFORM'X 4200 WDXRF Spectrometer

## Key Words

- ARL PERFORM'X
- Small spot analysis
- Ferrous base
- XRF
- X-ray fluorescence

## Introduction

To widen the usual capabilities of X-ray fluorescence analysis, the ARL PERFORM'X spectrometer now offers the ability for small spot analysis. These analyses can be either qualified or quantified by simply measuring a chosen spot on the sample surface.

The small spot analysis size allows determination of embedded particles or inhomogeneous specimens and product failure investigations. With a choice of 1.5 mm or 0.5 mm, the ARL PERFORM'X spectrometer offers a perfect complement to bridge the gap between traditional bulk analysis and standard micro-analysis using microscopic techniques such as SEM. A camera is included for selecting the spots of interest.




Figure 1: Example of an inhomogeneous sample




Figure 2: Cups for small spot analysis with 30 mm and 10 mm apertures

## Instrument

The ARL PERFORM'X spectrometer used in this analysis was a 4200 watt system. This system is configured as standard with 6 primary beam filters, 4 collimators, up to nine crystals, two detectors, and our 5 GN Rh anode X-ray tube for best performance from ultra light to heaviest elements.

The ARL PERFORM'X analyzer also features small spot analysis allowing for 1.5 mm and 0.5 mm areas. All of the results presented in this application note used the 0.5 mm spot analysis configuration.



## Iron base calibration at 0.5 mm

In order to assess the performance that can be reached when analyzing a spot of only 0.5 mm a calibration has been performed using ferrous base standard samples. The standards used in this small spot calibration can have diameters ranging from 11 mm to 52 mm; however they must be homogeneous in composition.

Typical examples of these calibration curves are shown in Figures 1, 2 and 3 (reverse side).

Table 1 gives a summary of limits of detection obtained using a set of international steel standards with the 0.5 mm spot. Results were obtained by using 100 seconds per element counting times and the best conditions and parameters in regards to crystal, detector, collimator and power.

## Typical stability and precision tests

A stability test consisting of running a typical sample over 10 days was performed. Each element was analyzed using 100 seconds per element. The stability of an instrument reflects the precision that can be obtained. It should be noted that the accuracy of the instrument is dependent upon the accuracy of the standards used to calibrate the instrument. The stability for each element is given in Table 2 (reverse side) along with the certified and calculated concentrations.

ELEMENT	LINE	LOD (PPM) 100s
Al	K $\alpha$	840
Si	K $\alpha$	725
P	K $\alpha$	208
S	K $\alpha$	160
Ti	K $\alpha$	317
V	K $\alpha$	205
Cr	K $\alpha$	160
Mn	K $\alpha$	250
Co	K $\alpha$	390
Ni	K $\alpha$	340
Cu	K $\alpha$	220
Ta	L $\beta$	330
Zr	K $\alpha$	57
Nb	K $\alpha$	55
Mo	K $\alpha$	60
Sn	K $\alpha$	265

Table 1: Limits of detection in ferrous base for 0.5 mm spot size

## Standard-less analysis for small spots

The most useful development in the analytical programs in XRF has been the availability of “standard-less” packages. These packages allow for quantitative data to be obtained for completely unknown samples.

As in many real life situations, obtaining any or enough standards to create a calibration is not always possible. This is certainly the case when analyzing defects or unknown contamination. In such situations, we can offer the most comprehensive standard-less software on the market: Thermo Scientific UniQuant package. It is a factory calibration based on 64 pure element standards that allows for concentration determination of unknown samples in any matrix by using complex mathematical algorithms for up to 79 elements. These algorithms correct for matrix effects as well as inter-elemental effects to provide highly accurate and precise quantitative results.

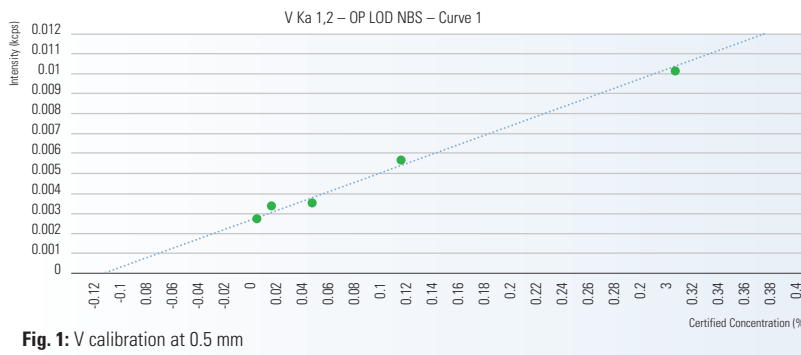
## Conclusion

It is seen that analyses using small spots can easily be performed with the ARL PERFORM<sup>®</sup>X sequential XRF spectrometer. The precision and accuracy are excellent for such a small analyzed area in these matrix types for routine or R&D analyses. When an approximate analysis of an inclusion or a defect in a sample is sufficient, a standard-less program like UniQuant will provide good results without use of specific standard samples. Sometimes only a qualitative analysis using a fast scan method may also be sufficient.

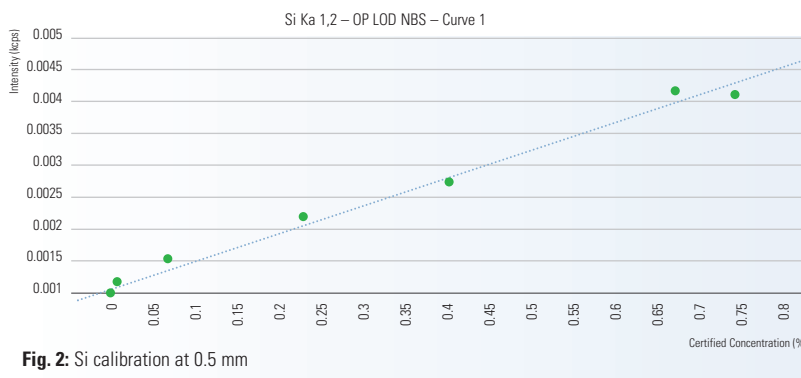
Furthermore, operation is made easy through the new state-of-the-art OXSAS software which is able to operate with the latest Microsoft Windows<sup>®</sup> 7 system.

ELEMENT	LINE	CERT. CONC. (%)	ANALYZED CONC. (%)	STD DEV (%)
Al	K $\alpha$	0.24	0.21	0.047
Cr	K $\alpha$	1.31	1.32	0.015
Cu	K $\alpha$	0.1	0.10	0.010
Mn	K $\alpha$	1.5	1.47	0.026
Mo	K $\alpha$	0.03	<0.03	0.002
Nb	K $\alpha$	0.05	0.06	0.003
Ni	K $\alpha$	0.32	0.32	0.017
P	K $\alpha$	0.03	0.02	0.008
Si	K $\alpha$	0.74	0.63	0.041
Sn	K $\alpha$	0.1	0.10	0.009
Ta	L $\beta$	N.A.	0.07	0.015
Ti	K $\alpha$	0.05	0.04	0.012
V	K $\alpha$	0.31	0.29	0.012
Zr	K $\alpha$	0.05	0.07	0.003

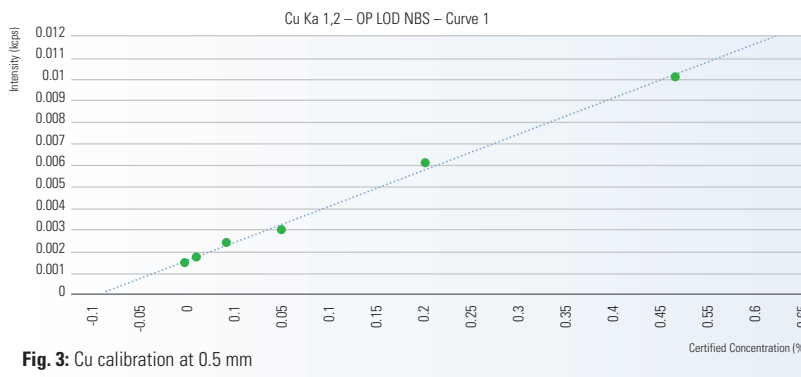
**Table 2:** Accuracy and precision data in ferrous base for 0.5 mm spots



**Fig. 1:** V calibration at 0.5 mm



**Fig. 2:** Si calibration at 0.5 mm



**Fig. 3:** Cu calibration at 0.5 mm

In addition to these offices, Thermo Fisher Scientific maintains a network of representative organizations throughout the world.

### Africa-Other

+27 11 570 1840

### Australia

+61 3 9757 4300

### Austria

+43 1 333 50 34 0

### Belgium

+32 53 73 42 41

### Canada

+1 800 530 8447

### China

+86 10 8419 3588

### Denmark

+45 70 23 62 60

### Europe-Other

+43 1 333 50 34 0

### Finland/Norway/Sweden

+46 8 556 468 00

### France

+33 1 60 92 48 00

### Germany

+49 6103 408 1014

### India

+91 22 6742 9434

### Italy

+39 02 950 591

### Japan

+81 45 453 9100

### Latin America

+1 561 688 8700

### Middle East

+43 1 333 50 34 0

### Netherlands

+31 76 579 55 55

### New Zealand

+64 9 980 6700

### Russia/CIS

+43 1 333 50 34 0

### South Africa

+27 11 570 1840

### Spain

+34 914 845 965

### Switzerland

+41 21 694 71 11

### UK

+44 1442 233555

### USA

+1 800 532 4752

To see our complete X-ray product portfolio, visit [www.thermoscientific.com/xray](http://www.thermoscientific.com/xray)



Thermo Fisher Scientific (Eublens) SARL, Switzerland is ISO certified.

© 2011 Thermo Fisher Scientific Inc. All rights reserved. Windows is a registered trademark of Microsoft Corp. in USA and other countries. All other trademarks are the property of Thermo Fisher Scientific Inc. and its subsidiaries.

AN41650\_E 03/11C