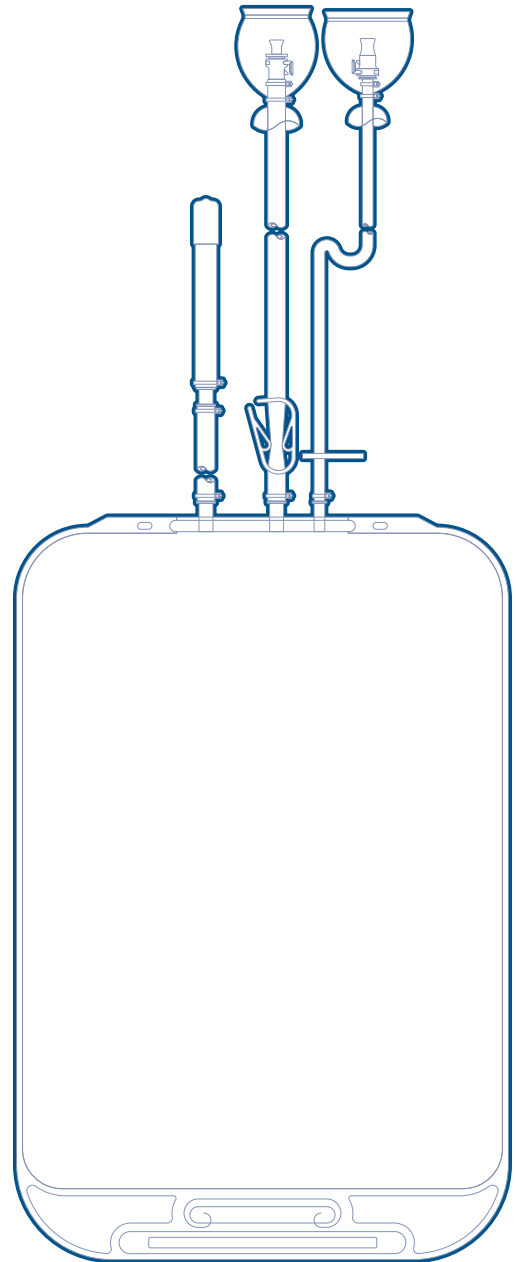
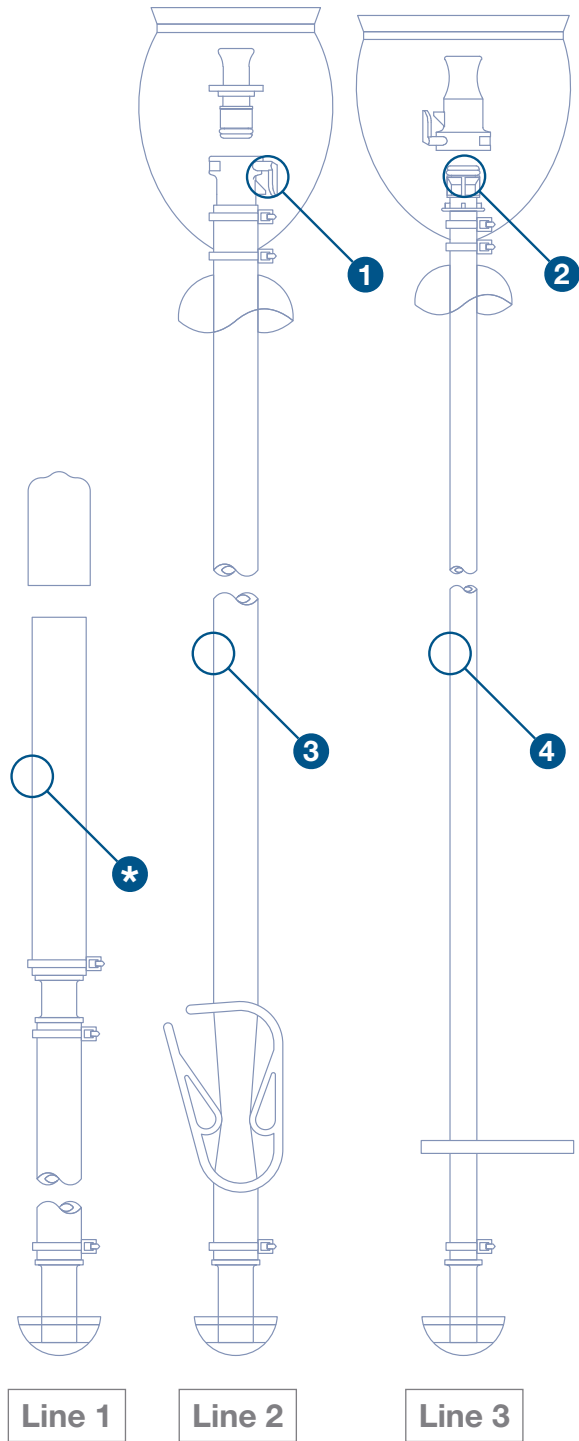


# Gibco WFI for Cell Culture 20L (A1287305) BPC

Part Number: 100034319

Supplier Reference: LT3B0114.01

Chamber Material: CX5-14



Item	Description
1	Fitting: Polycarbonate Quick Connect, 3/8" (9.5 mm) Body (MPC)
2	Fitting: Polycarbonate Quick Connect, 1/4" (6.4 mm) Insert (MPC)
3	Tubing: C-Flex 374 3/8" (9.5mm) ID X 1/8" (3.2mm) Wall, 5/8" (15.9 mm) OD, Length: 5' (1.52M)
4	Tubing: C-Flex 374 1/4" (6.4mm) ID X 1/16" (1.6mm) Wall, 3/8" (9.5 mm) OD, Length: 5' (1.52M)

\* Line 1 is a fill line and will be sealed in this area after filling.

This drawing was prepared by Thermo Fisher Scientific. Any reproduction or use of this drawing is expressly prohibited except as Thermo Fisher Scientific may authorize in writing. No transfer of ownership of the intellectual property or product depicted in the drawing is intended or made.


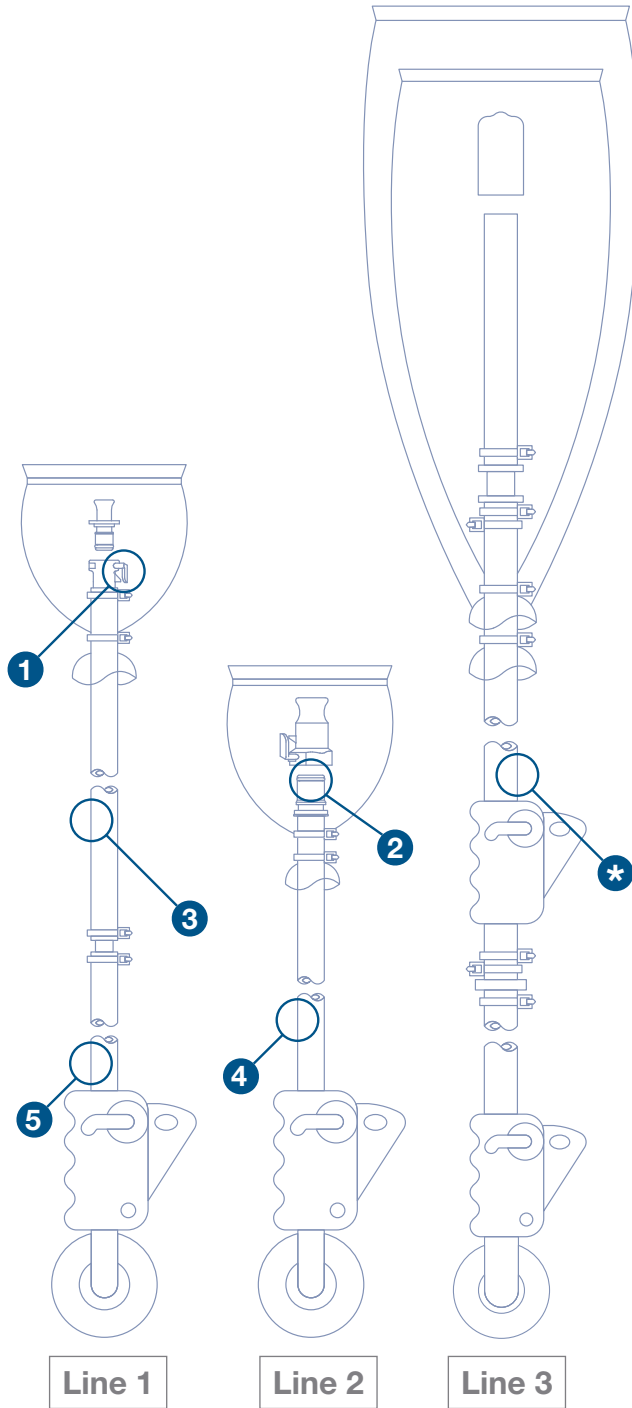
**ThermoFisher**  
SCIENTIFIC

# Gibco WFI for Cell Culture 200L (A1287306) BPC

Part Number: 100034318

Supplier Reference: LT3B0130.03

Chamber Material: CX5-14



Item	Description
1	Fitting: Polycarbonate Quick Connect, 3/8" (9.5 mm) Body (MPC)
2	Fitting: Polycarbonate Quick Connect, 1/2" (12.7 mm) Insert (MPX)
3	Tubing: C-Flex 374 3/8" (9.5mm) ID X 1/8" (3.2mm) Wall, 5/8" (15.9 mm) OD, Length: 2' (.61M)
4	Tubing: C-Flex 374 1/2" (12.7mm) ID X 1/8" (3.2mm) Wall, 3/4" (19.1 mm) OD, Length: 2.5' (.76M)
5	C-Flex 374 1/2" (12.7mm) ID x 1/8" (3.2mm) Wall, 3/4" (19.1 mm) OD, Length .5' (.15M)

\* Line 3 is a fill line and will be sealed in this area after filling.

This drawing was prepared by Thermo Fisher Scientific. Any reproduction or use of this drawing is expressly prohibited except as Thermo Fisher Scientific may authorize in writing. No transfer of ownership of the intellectual property or product depicted in the drawing is intended or made.

**ThermoFisher**  
SCIENTIFIC