

Anti-EHMT1 Recombinant Mouse Monoclonal Antibody

Publication Number: MAN0007026

Rev. 1.00

Catalog Number: 730057

Store at 2°C to 8°C (short-term), or -20°C (long-term)

Clonality:	Monoclonal	Host/Class:	Mouse IgG1
Concentration:	0.5 mg/mL	Reactivity:	Human EHMT1
Quantity:	100 µg	Predicted Reactivity:	Human
Volume:	200 µL		

Product Description

EHMT1 is a histone methyltransferase that mono- and dimethylates Lys-9, and weakly methylates Lys-27 of histone H3 in euchromatin. Methylation of Lys-9 acts as a tag for epigenetic transcriptional repression by recruiting HP1 proteins to methylated histones. EHMT1 may be involved in silencing of MYC- and E2F-responsive genes, suggesting a role in the G0/G1 transition of the cell cycle.

This antibody was developed against a fully folded protein domain, so it does not show good reactivity against denatured proteins, and may not work in western blot applications.

Product Specifications

Immunogen:	Folded protein domain corresponding to amino acids 933–1254, (SET domain) of human EHMT1
Alternate Names:	EUHMTASE1, GLP, KIAA1876, KMT1D
Apparent MW:	141.4 kDa
Gene ID:	79813
Protein Accession No.:	Q9H9B1
Sequence Identity:	Human
Lot:	See product label

Product Applications

Application	Species	Test Material	Concentration
Immunoprecipitation + Mass Spectrometry	Human	HEK293	2 µg per IP

Storage and Handling

Store the antibody at 2°C to 8°C for up to 1 month, -20°C for long-term storage. Avoid repeated freezing and thawing.

Stability

When stored as instructed, expires one year from date of receipt unless otherwise indicated on product label.

Storage Buffer

Phosphate buffered saline (PBS) with 0.09% sodium azide.

Caution: Sodium azide is extremely toxic and may react with lead and copper plumbing to form highly explosive metal azides. Properly dispose of solutions containing sodium azide. Read the Safety Data Sheets (SDSs) and follow the handling instructions. Wear appropriate protective eyewear, clothing and gloves. SDSs are available at www.lifetechnologies.com/support.

For research use only. Not for human or animal therapeutic or diagnostic use.

Manufacturing Site • 7335 Executive Way • Frederick • MD 21704 • E-mail: techsupport@lifetech.com














Product Documentation

To obtain a Certificate of Analysis or SDS, visit www.lifetechnologies.com/support.

Related Products

Product Name	Quantity	Catalog no.
iBlot [®] Dry Blotting System	1 unit	IB1001
WesternBreeze [®] Chromogenic Kit Anti-Rabbit	1 kit	WB7105
WesternBreeze [®] Chemiluminescent Kit, Anti-Rabbit	1 kit	WB7106
Goat anti-mouse (H+L), HRP conj.	1 mg	G21040
Goat anti-mouse (H+L), AP conj.	1 mg	G21060
Protein A Agarose	5 mL	15918-014
Recombinant Protein G Agarose	5 mL	15920-010
Goat anti-rabbit (H+L), AP conj.	1 mg	G21079
Nitrocellulose, 0.2 µm	20/pack	LC2000

Explanation of symbols

Symbol	Description	Symbol	Description
	Catalogue Number		Batch code
	Research Use Only		<i>In vitro</i> diagnostic medical device
	Use by		Temperature limitation
	Manufacturer		European Community authorised representative
	Without, does not contain		With, contains
	Protect from light		Consult accompanying documents
	Directs the user to consult instructions for use (IFU), accompanying the product.		

Limited Product Warranty

Life Technologies Corporation and/or its affiliate(s) warrant their products as set forth in the Life Technologies' General Terms and Conditions of Sale found on Life Technologies' website at www.lifetechnologies.com/termsandconditions. If you have any questions, please contact Life Technologies at www.lifetechnologies.com/support.

LIFE TECHNOLOGIES AND/OR ITS AFFILIATE(S) DISCLAIM ALL WARRANTIES WITH RESPECT TO THIS DOCUMENT, EXPRESSED OR IMPLIED, INCLUDING BUT NOT LIMITED TO THOSE OF MERCHANTABILITY, FITNESS FOR A PARTICULAR PURPOSE, OR NON-INFRINGEMENT. TO THE EXTENT ALLOWED BY LAW, IN NO EVENT SHALL LIFE TECHNOLOGIES AND/OR ITS AFFILIATE(S) BE LIABLE, WHETHER IN CONTRACT, TORT, WARRANTY, OR UNDER ANY STATUTE OR ON ANY OTHER BASIS FOR SPECIAL, INCIDENTAL, INDIRECT, PUNITIVE, MULTIPLE OR CONSEQUENTIAL DAMAGES IN CONNECTION WITH OR ARISING FROM THIS DOCUMENT, INCLUDING BUT NOT LIMITED TO THE USE THEREOF.

©2012 Life Technologies Corporation. All rights reserved. The trademarks mentioned herein are the property of Life Technologies Corporation or their respective owners.

For support visit www.lifetechnologies.com/support or email techsupport@lifetech.com

www.lifetechnologies.com

15 July 2012

