

CD38 Rat Anti-Mouse Monoclonal Antibody (clone 90) PE-Cy®5 Conjugate

Store at 2°C to 8°C

Pub. No. MAN0008436 Rev. 1.00

Catalog No.	Form	Amount	Excitation	Peak Emission
A16217	PE-Cy®5	50 µg (0.2 mg/mL)	488 nm	670 nm

Clone	90
Host/Class	Rat IgG _{2aK}
Description	The CD38 Rat Anti-Mouse Monoclonal Antibody recognizes mouse CD38, a ~42 kDa type II transmembrane glycoprotein. CD38 is an ectoenzyme that functions as a cyclic ADP ribose hydrolase essential for intracellular calcium regulation. It plays a role in B cell proliferation, lymphocyte activation and differentiation. It is expressed on a subpopulation of thymocytes, mature T cells, and NK cells. Expression levels increase at each stage of B cell differentiation, until reaching germinal center B cell and mature plasma cell stages, whereupon levels are down-regulated.
Alternate Names	ADP-Ribosyl Cyclase, Cyclic ADP-Ribose Hydrolase
Reactivity	Mouse CD38
Applications*	FC (mouse splenocyte suspensions)
Storage Buffer	The reagent is provided in aqueous buffer with 0.09% sodium azide, and may contain carrier protein/stabilizer. CAUTION! Sodium azide is extremely toxic and may react with lead and copper plumbing to form highly explosive metal azides. Properly dispose of solutions containing sodium azide. Read the Safety Data Sheet (SDS) and follow the handling instructions. Wear appropriate protective eyewear, clothing, and gloves. SDSs are available at www.lifetechnologies.com/support .
Storage	Store reagents in the dark at 2° to 8°C. Do not freeze. If the reagent is being diluted, it is recommended that only the quantity to be used within one week be diluted. Avoid prolonged light exposure with fluorochrome-conjugated antibodies. Use dim light during handling, incubation with cells, and prior to analysis.
Stability	When stored as instructed, expires one year from date of receipt unless otherwise indicated on Certificate of Analysis.
Lot Number	See product label.
References	<ol style="list-style-type: none"> 1. Oliver, A. M., J. C. Grimaldi, et al. 1999. Independently ligating CD38 and Fc gammaRIIB relays a dominant negative signal to B cells. <i>Hybridoma</i>. 18(2): 113-9. 2. Oliver, A. M., F. Martin, et al. 1997. Marginal zone B cells exhibit unique activation, proliferative and immunoglobulin secretory responses. <i>Eur J Immunol</i>. 27(9): 2366-74. 3. Oliver, A. M., F. Martin, et al. 1997. Mouse CD38 is down-regulated on germinal center B cells and mature plasma cells. <i>J Immunol</i>. 158(3): 1108-15.

* Because conditions may vary, it is recommended that each investigator determine the optimal amount of antibody to be used for each application.








FC = flow cytometry; FUNC = functional assay; ICC = immunocytochemistry; IHC(F) = immunohistochemistry (frozen sample); IHC(P) = immunohistochemistry (paraffin embedded sample); IP = immunoprecipitation; RIA = radioimmunoassay; WB = western blot

For Research Use Only. Not for use in diagnostic procedures.

Manufacturing site: 7335 Executive Way | Frederick, MD 21704 | Toll Free in USA 800.955.6288

Explanation of Symbols

The symbols present on the product label are explained below:

Symbol	Description	Symbol	Description	Symbol	Description
	Manufacturer		Catalog number		Batch code
	Use by		Temperature limitation		
	Consult instructions for use		Caution, consult accompanying documents		

Limited Use Label License No. 384

Notice to Purchaser: THIS MATERIAL IS SUBJECT TO PROPRIETARY RIGHTS OF AMERHSAM BIOSCIENCES CORP AND CARNEGIE MELLON UNIVERSITY AND MADE AND SOLD UNDER LICENSE FROM AMERSHAM BIOSCIENCES CORP. THIS PRODUCT IS LICENSED FOR SALE FOR RESEARCH ONLY. IT IS NOT LICENSED FOR ANY OTHER USE. THERE IS NO IMPLIED LICENSE HEREUNDER FOR ANY COMMERCIAL USE. COMMERCIAL USE shall include: 1. sale, lease, license or other transfer of the material or any material derived or produced from it; 2. sale, lease, license or other grant of rights to use this Material or any material derived or produced from it; 3. use of this material to perform services for a fee for third parties, including contract research and drug screening. IF YOU REQUIRE A COMMERCIAL LICENSE TO USE THIS MATERIAL AND DO NOT HAVE ONE RETURN THIS MATERIAL, UNOPENED TO LIFE TECHNOLOGIES AND ANY MONEY PAID FOR THE MATERIAL WILL BE REFUNDED.

Limited Use Label License: Research Use Only

The purchase of this product conveys to the purchaser the limited, non-transferable right to use the purchased amount of the product only to perform internal research for the sole benefit of the purchaser. No right to resell this product or any of its components is conveyed expressly, by implication, or by estoppel. This product is for internal research purposes only and is not for use in commercial applications of any kind, including, without limitation, quality control and commercial services such as reporting the results of purchaser's activities for a fee or other form of consideration. For information on obtaining additional rights, please contact outlicensing@lifetech.com or Out Licensing, Life Technologies, 5791 Van Allen Way, Carlsbad, California 92008.

Limited Product Warranty

Life Technologies Corporation and/or its affiliate(s) warrant their products as set forth in the Life Technologies' General Terms and Conditions of Sale found on Life Technologies' website at www.lifetechnologies.com/termsandconditions. If you have any questions, please contact Life Technologies at www.lifetechnologies.com/support.

© 2013 Life Technologies Corporation. All rights reserved. The trademarks mentioned herein are the property of Life Technologies Corporation and/or its affiliate(s) or their respective owners.

Cy is a registered trademark of GE/Amersham Biosciences.

DISCLAIMER: LIFE TECHNOLOGIES CORPORATION AND/OR ITS AFFILIATE(S) DISCLAIM ALL WARRANTIES WITH RESPECT TO THIS DOCUMENT, EXPRESSED OR IMPLIED, INCLUDING BUT NOT LIMITED TO THOSE OF MERCHANTABILITY, FITNESS FOR A PARTICULAR PURPOSE, OR NON-INFRINGEMENT. TO THE EXTENT ALLOWED BY LAW, IN NO EVENT SHALL LIFE TECHNOLOGIES AND/OR ITS AFFILIATE(S) BE LIABLE, WHETHER IN CONTRACT, TORT, WARRANTY, OR UNDER ANY STATUTE OR ON ANY OTHER BASIS FOR SPECIAL, INCIDENTAL, INDIRECT, PUNITIVE, MULTIPLE OR CONSEQUENTIAL DAMAGES IN CONNECTION WITH OR ARISING FROM THIS DOCUMENT, INCLUDING BUT NOT LIMITED TO THE USE THEREOF.

For support visit www.lifetechnologies.com/support or email techsupport@lifetech.com

www.lifetechnologies.com

24 May 2013

life
technologies™