

CD135 Rat Anti-Mouse mAb (clone A2F10) PE Conjugate

Store at 2°C to 8°C

Pub. No. MAN0008557 Rev. 1.00

Catalog No.	Form	Amount	Excitation	Peak Emission
A16400	PE	50 µg (0.2 mg/mL)	496 nm	578 nm

Clone	A2F10
Host/Class	Rat IgG2aκ
Description	The CD135 Rat Anti-Mouse mAb recognizes mouse CD135, a 135-150 kDa molecule and member of the tyrosine kinase receptor family. CD135 is expressed in adult bone marrow and fetal liver primitive progenitor cells. In addition, it is expressed in subpopulations of B cells and myeloid cells.
Alternate Names	Flt3, Flk2, Ly-72
Reactivity	Mouse CD135
Applications*	FC (mouse bone marrow cells)
Storage Buffer	The reagent is provided in aqueous buffer with 0.09% sodium azide, and may contain carrier protein/stabilizer. CAUTION! Sodium azide is extremely toxic and may react with lead and copper plumbing to form highly explosive metal azides. Properly dispose of solutions containing sodium azide. Read the Safety Data Sheet (SDS) and follow the handling instructions. Wear appropriate protective eyewear, clothing, and gloves. SDSs are available at www.lifetechnologies.com/support .
Storage	Store reagents in the dark at 2° to 8°C. Do not freeze. If the reagent is being diluted, it is recommended that only the quantity to be used within one week be diluted. Avoid prolonged light exposure with fluorochrome-conjugated antibodies. Use dim light during handling, incubation with cells, and prior to analysis.
Stability	When stored as instructed, expires one year from date of receipt unless otherwise indicated on Certificate of Analysis.
Lot Number	See product label.
References	1. Ogawa, M., S. Sugawara, et al. 1998. Flt3/Flk-2 and c-Kit are not essential for the proliferation of B lymphoid progenitor cells in the bone marrow of the adult mouse. <i>Exp Hematol.</i> 26(6): 478-88.

* Because conditions may vary, it is recommended that each investigator determine the optimal amount of antibody to be used for each application.








FC = flow cytometry; FUNC = functional assay; ICC = immunocytochemistry; IHC(F) = immunohistochemistry (frozen sample); IHC(P) = immunohistochemistry (paraffin embedded sample); IP = immunoprecipitation; RIA = radioimmunoassay; WB = western blot

For Research Use Only. Not for use in diagnostic procedures.

Manufacturing site: 7335 Executive Way | Frederick, MD 21704 | Toll Free in USA 800.955.6288

Explanation of Symbols

The symbols present on the product label are explained below:

Symbol	Description	Symbol	Description	Symbol	Description
	Manufacturer		Catalog number		Batch code
	Use by		Temperature limitation		
	Consult instructions for use		Caution, consult accompanying documents		

Limited Use Label License: Research Use Only

The purchase of this product conveys to the purchaser the limited, non-transferable right to use the purchased amount of the product only to perform internal research for the sole benefit of the purchaser. No right to resell this product or any of its components is conveyed expressly, by implication, or by estoppel. This product is for internal research purposes only and is not for use in commercial applications of any kind, including, without limitation, quality control and commercial services such as reporting the results of purchaser's activities for a fee or other form of consideration. For information on obtaining additional rights, please contact outlicensing@lifetech.com or Out Licensing, Life Technologies, 5791 Van Allen Way, Carlsbad, California 92008.

Limited Product Warranty

Life Technologies Corporation and/or its affiliate(s) warrant their products as set forth in the Life Technologies' General Terms and Conditions of Sale found on Life Technologies' website at www.lifetechnologies.com/termsandconditions. If you have any questions, please contact Life Technologies at www.lifetechnologies.com/support.

© 2013 Life Technologies Corporation. All rights reserved. The trademarks mentioned herein are the property of Life Technologies Corporation and/or its affiliate(s) or their respective owners.

DISCLAIMER: LIFE TECHNOLOGIES CORPORATION AND/OR ITS AFFILIATE(S) DISCLAIM ALL WARRANTIES WITH RESPECT TO THIS DOCUMENT, EXPRESSED OR IMPLIED, INCLUDING BUT NOT LIMITED TO THOSE OF MERCHANTABILITY, FITNESS FOR A PARTICULAR PURPOSE, OR NON-INFRINGEMENT. TO THE EXTENT ALLOWED BY LAW, IN NO EVENT SHALL LIFE TECHNOLOGIES AND/OR ITS AFFILIATE(S) BE LIABLE, WHETHER IN CONTRACT, TORT, WARRANTY, OR UNDER ANY STATUTE OR ON ANY OTHER BASIS FOR SPECIAL, INCIDENTAL, INDIRECT, PUNITIVE, MULTIPLE OR CONSEQUENTIAL DAMAGES IN CONNECTION WITH OR ARISING FROM THIS DOCUMENT, INCLUDING BUT NOT LIMITED TO THE USE THEREOF.

For support visit www.lifetechnologies.com/support or email techsupport@lifetech.com

www.lifetechnologies.com

15 Sept 2013

