

CD27 Mouse Anti-Human mAb (clone O323), PE-Cy[®]7 Conjugate

Store at 2°C to 8°C

Pub. No. MAN0009553 Rev. 1.00

Catalog No.	Form	Amount	Excitation	Peak Emission
A18450	PE-Cy [®] 7	25 tests (5 µL/test; 0.05 µg/µL)	488 nm	767 nm

Clone	O323
Host/Class	Mouse IgG1κ
Description	CD27 is a lymphocyte-specific member of the TNFR superfamily expressed by a subset of thymocytes and virtually all mature T cells. It is upregulated upon T-cell stimulation. CD27 binds to CD70, and through this interaction, plays an important role in T cell-B cell interaction.
Alternate Names	TNFRSF7
Applications*	FC (normal human peripheral blood cells)
Storage Buffer	The reagent is provided in aqueous buffer with 0.09% sodium azide, and may contain carrier protein/stabilizer. CAUTION! Sodium azide is extremely toxic and may react with lead and copper plumbing to form highly explosive metal azides. Properly dispose of solutions containing sodium azide. Read the Safety Data Sheet (SDS) and follow the handling instructions. Wear appropriate protective eyewear, clothing, and gloves. SDSs are available at www.lifetechnologies.com/support .
Storage	Store reagents in the dark at 2° to 8°C. Do not freeze. If the reagent is being diluted, it is recommended that only the quantity to be used within one week be diluted. The tandem dye is sensitive to photo-induced oxidation. Protect the vial and stained samples from light. Avoid prolonged light exposure. Use dim light during handling, incubation with cells, and prior to analysis.
Stability	When stored as instructed, expires one year from date of receipt unless otherwise indicated on Certificate of Analysis.
Lot Number	See product label.
References	1. Knapp, W., B. Dorken, et al. eds. (1989). Leucocyte Typing IV: White Cell Differentiation Antigens. Oxford University Press. New York.

* Because conditions may vary, it is recommended that each investigator determine the optimal amount of antibody to be used for each application.








FC = flow cytometry; FUNC = functional assay; ICC = immunocytochemistry; IHC(F) = immunohistochemistry (frozen sample); IHC(P) = immunohistochemistry (paraffin embedded sample); IP = immunoprecipitation; RIA = radioimmunoassay; WB = western blot

For Research Use Only. Not for use in diagnostic procedures.

Manufacturing site: 7335 Executive Way | Frederick, MD 21704 | Toll Free in USA 800.955.6288

Explanation of Symbols

The symbols present on the product label are explained below:

Symbol	Description	Symbol	Description	Symbol	Description
	Manufacturer		Catalog number		Batch code
	Use by		Temperature limitation		
	Consult instructions for use		Caution, consult accompanying documents		

Important Licensing Information

This product may be covered by one or more Limited Use Label Licenses. By use of this product, you accept the terms and conditions of all applicable Limited Use Label Licenses.

Limited Product Warranty

Life Technologies Corporation and/or its affiliate(s) warrant their products as set forth in the Life Technologies' General Terms and Conditions of Sale found on Life Technologies' website at www.lifetechnologies.com/termsandconditions. If you have any questions, please contact Life Technologies at www.lifetechnologies.com/support.

© 2013 Life Technologies Corporation. All rights reserved. The trademarks mentioned herein are the property of Life Technologies Corporation and/or its affiliate(s) or their respective owners.

Cy is a registered trademark of GE Healthcare UK, Ltd.

DISCLAIMER: LIFE TECHNOLOGIES CORPORATION AND/OR ITS AFFILIATE(S) DISCLAIM ALL WARRANTIES WITH RESPECT TO THIS DOCUMENT, EXPRESSED OR IMPLIED, INCLUDING BUT NOT LIMITED TO THOSE OF MERCHANTABILITY, FITNESS FOR A PARTICULAR PURPOSE, OR NON-INFRINGEMENT. TO THE EXTENT ALLOWED BY LAW, IN NO EVENT SHALL LIFE TECHNOLOGIES AND/OR ITS AFFILIATE(S) BE LIABLE, WHETHER IN CONTRACT, TORT, WARRANTY, OR UNDER ANY STATUTE OR ON ANY OTHER BASIS FOR SPECIAL, INCIDENTAL, INDIRECT, PUNITIVE, MULTIPLE OR CONSEQUENTIAL DAMAGES IN CONNECTION WITH OR ARISING FROM THIS DOCUMENT, INCLUDING BUT NOT LIMITED TO THE USE THEREOF.

For support visit www.lifetechnologies.com/support or email techsupport@lifetech.com

www.lifetechnologies.com

15 November 2013

