

SATA and SATP

26102 26100

0126.4

Number	Description
26102	SATA (<i>N</i>-Succinimidyl <i>S</i>-Acetylthioacetate) , 50mg Molecular Weight: 231.23 Spacer Arm Length (from amine to sulfur after conjugation): 2.8Å CAS #76931-93-6
26100	SATP (<i>N</i>-Succinimidyl <i>S</i>-Acetylthiopropionate) , 50mg Molecular Weight: 245.25 Spacer Arm Length (from amine to sulfur after conjugation): 4.1Å CAS #84271-78-3 Storage: Upon receipt store desiccated at -20°C. Product is shipped at ambient temperature.

Introduction

Thermo Scientific SATA and SATP are reagents for introducing protected sulfhydryls into proteins, peptides and other molecules. They are the *N*-hydroxysuccinimide (NHS) esters of *S*-acetylthioacetic and propionic acid (Figure 1). A stable, covalent amide bond is formed from the reaction of the NHS ester with primary amines. The amine reacts with the NHS ester by nucleophilic attack, with *N*-hydroxysuccinimide being released as a by-product. Deprotection (deacylation) to generate a sulfhydryl for use in cross-linking and other applications is accomplished using hydroxylamine•HCl (See Related Thermo Scientific Products).

Sulfhydryl groups present on proteins, peptides and other compounds are important in protein chemistry/modification reactions. In several cases, thiols are unavailable or absent within the molecules of interest. While several reagents and techniques^{1,2} are available for introducing sulfhydryl groups or disulfides into proteins and peptides including Traut's Reagent and SPDP (see Related Thermo Scientific Products at the end of these instructions), SATA and SATP have several features and benefits for sulfhydryl addition applications:

- Reaction conditions are mild and non-denaturing. NHS ester reactions may be performed in a variety of non-amine buffers at pH 7-9 and temperatures 4-37°C, with incubation times ranging from few minutes to overnight.
- The reaction is specific toward primary amines. See Appendix for a schematic of the SATA reaction.
- Sulfhydryl groups are introduced in a protected form, allowing the modified molecule to be stored indefinitely and then later treated with hydroxylamine to expose the labile sulfhydryl group for final conjugation reactions.

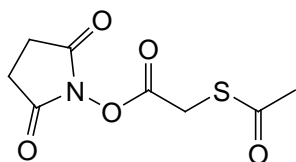


Figure 1a. Molecular structure of SATA (*N*-succinimidyl *S*-acetylthioacetate).

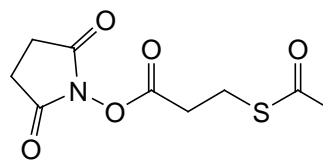


Figure 1b. Molecular structure of SATP (*N*-succinimidyl *S*-acetylthiopropionate).

Important Product Information

- SATA and SATP are moisture-sensitive. Store desiccated at -20°C. To avoid moisture condensation in the product, fully equilibrate the vial to room temperature before opening.
- Dissolve reagent immediately before use. The NHS-ester moiety readily hydrolyzes, making the reagent nonreactive; therefore, reagent solutions must not be stored as stocks. Discard any unused reagent solution.
- Avoid using buffers that contain amines (e.g., Tris and glycine) because amines directly compete with the reaction. Phosphate Buffered Saline (PBS) or HEPES buffers at pH 7.2-8.0 are good options for applications involving proteins.
- Both the acylation reaction to primary amines and the hydrolysis (inactivation) of these NHS-ester reagents occurs more rapidly at higher pH. For this reason, procedures for modification with SATA and SATP involve addition of a molar excess of reagent, and reactions proceed to completion (modification or hydrolysis) in minutes (pH 9) or hours (pH 7).
- As the target amines are more concentrated, the intended acylation reaction is more favored over hydrolysis.

Additional Materials Required

- Thermo Scientific Excellulose Desalting Column, 5mL (Product No. 20449)
- Hydroxylamine•HCl (Product No. 26103)
- Phosphate Buffered Saline (PBS, Product No. 28372)
- EDTA and 1N NaOH for modifying PBS buffer
- DMSO (Dimethylsulfoxide, Product No. 20688)

Material Preparation

Reaction Buffer	Prepare 200-500mL of PBS: 0.1M phosphate, 0.15M NaCl, pH 7.2-7.5.
Protein Solution	Dissolve protein to be modified in Reaction Buffer to a concentration of 60µM (2-10mg/mL). For an IgG with 150,000 molecular weight, 60µM corresponds to 9mg/mL.
Deacetylation Solution	0.5M Hydroxylamine, 25mM EDTA in PBS, pH 7.2-7.5. Dissolve 1.74g hydroxylamine•HCl and EDTA (0.475g of tetrasodium salt or 0.365g of disodium salt) in 40mL of Reaction Buffer. Add ultrapure water to a final volume of 50mL and adjust pH to 7.2-7.5 with NaOH.

Procedure for Sulfhydryl Modification of Protein

Note: This protocol was used with human IgG to yield incorporation of 3.0-3.6 moles sulhydryl per mole of IgG.

A. Reaction of Antibody with SATA (or SATP)

1. Immediately before reaction, dissolve 6-8mg of SATA (or SATP) in 0.5mL of DMSO (results in ~55mM solution).
2. Combine 1.0mL of Protein Solution with 10µL of the SATA solution. Mix contents and incubate reaction at room temperature for 30 minutes.

Note: The level of sulfhydryl incorporation may be altered by using different molar ratios of SATA to protein. This default reaction uses 60nmol Protein and 550nmol SATA, a 9:1 molar ratio of SATA to protein. More complete acylation of all primary amino groups will occur when larger molar excesses of SATA are used (Table 1); however, higher levels of acylation correspond to greater risk of protein inactivation. Increase or decrease the amount of SATA in the reaction by adding more or less than 10µL of the SATA solution per mL of Protein Solution.

Table 1. Effect of varying molar ratios of SATA on sulfhydryl incorporation onto bovine serum albumin (BSA, MW 67,000). Sulfhydryl incorporation increased with greater amounts of SATA, but with decreasing efficiency.

Molar Ratio of SATA to Protein	Moles of sulhydryls incorporated per mole BSA
25:1	21.16
50:1	23.60
100:1	29.37
250:1	32.65

B. Desalt to Purify Acylated Protein from Excess Reagent and By-Products

Note: Dialysis may be performed as an alternative to using a desalting column for this section of the procedure.

1. Equilibrate a desalting column with two column volumes of Reaction Buffer. Use at least a 5mL desalting column for each 1mL of reaction volume to be processed.
2. Apply the 1.01mL reaction mixture to column. Immediately begin collecting 1mL fractions. When the reaction mixture has completely entered the column bed and the first fraction collected, add Reaction Buffer to the column and continue collecting separate 1mL fractions as they emerge from the column.
3. Identify fraction(s) that contain protein by measuring for those having peak absorbance at 280nm. With a 5mL desalting column, fractions 2 and 3 will contain most of the protein. Pool fractions that contain the protein.

Note: At this point, the modified protein may be stored indefinitely for later deacetylation and generation of sulfhydryl groups (Section C).

C. Deacetylate SATA-Modified Protein to Generate Sulfhydryl Groups

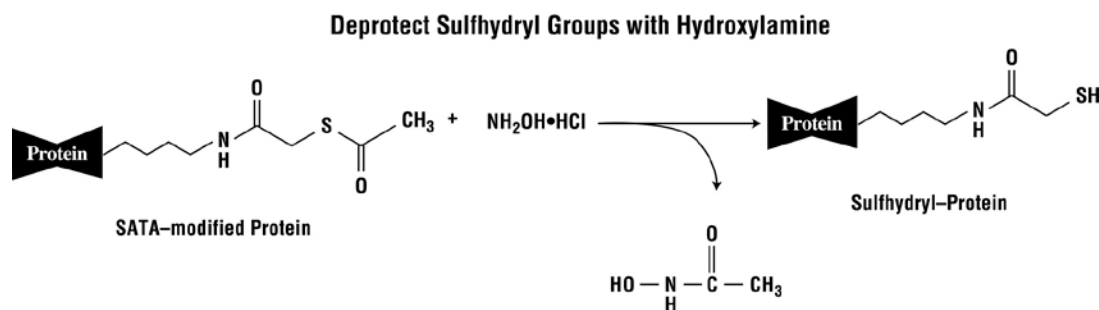
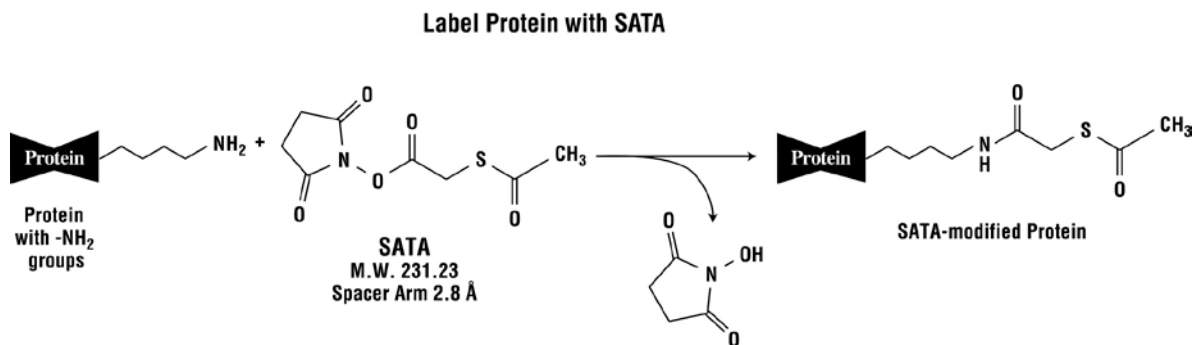
1. Combine 1.0mL of SATA-modified (acetylated) protein with 100µL of the Deacetylation Solution.
2. Mix contents and incubate reaction for 2 hours at room temperature.
3. Use a desalting column to purify the sulfhydryl-modified protein from the Hydroxylamine in the Deacetylation Solution. Desalt into Reaction Buffer containing 10mM EDTA to minimize disulfide bond formation using the same procedure as in Section B. Promptly use the prepared protein in the end application. Before or after desalting, the protein may be assayed for sulfhydryl content using Ellman's Reagent (see Related Thermo Scientific Products).

Related Thermo Scientific Products

28372	BupH™ Phosphate Buffered Saline Packs , 40 packs
20688	DMSO (Dimethylsulfoxide) , 950mL
20449	Excellulose® Desalting Columns , 5/pkg
26103	Hydroxylamine•HCl , 25g
26101	Traut's Reagent (2-Iminothiolane•HCl) , 500mg
21857	SPDP , 50mg
22582	Ellman's Reagent , 5g
23460	Protein Coupling Handle Addition Kit , convenient kit for SATA modification and sulfhydryl group detection with Ellman's reagent

Appendix

The reaction scheme for sulfhydryl modification of protein amino groups is best presented in two steps (Figure 2 and 3). In the first step, primary amines on the protein react to form an amide bond with the reagent, which contains a protected sulfhydryl. In the second step, hydroxylamine is used to deacetylate the sulfur, resulting in a sulfhydryl group.



Cited References

1. Weston, P.D., *et al.* (1980). Conjugation of enzymes to immunoglobulins using dimaleimides. *Biochem Biophys Acta* **612**:40-9.
2. King, T.P. and Kochoumian, L. (1979). A comparison of different enzyme-antibody conjugates for enzyme-linked immunosorbent assay. *J Immunol Methods* **28**:201-10.

General References

- Kumar, A. and Malhotra, S. (1992). A simple method for introducing -SH group at 5' OH terminus of oligonucleotide. *Nucleosides & Nucleotides* **11(5)**: 1003-7.
- Duncan, R.J.S., *et al.* (1983). A new reagent which may be used to introduce sulfhydryl groups into proteins, and its use in the preparation of conjugates for immunoassay. *Anal Biochem* **132**:68-73.

Product References

- Linderfer, M., *et al.* (2001). Targeting of *Pseudomonas aeruginosa* in the bloodstream with bispecific monoclonal antibodies. *J Immunol* **167**:2240-9.
- Sakharov, D.V., *et al.* (2001). Polylysine as a vehicle for extracellular matrix-targeted local drug delivery, providing high accumulation and long-term retention within the vascular wall. *Atheroscler Thromb Vasc Biol* **21**:943-948.

This product ("Product") is warranted to operate or perform substantially in conformance with published Product specifications in effect at the time of sale, as set forth in the Product documentation, specifications and/or accompanying package inserts ("Documentation") and to be free from defects in material and workmanship. Unless otherwise expressly authorized in writing, Products are supplied for research use only. No claim of suitability for use in applications regulated by FDA is made. The warranty provided herein is valid only when used by properly trained individuals. Unless otherwise stated in the Documentation, this warranty is limited to one year from date of shipment when the Product is subjected to normal, proper and intended usage. This warranty does not extend to anyone other than the original purchaser of the Product ("Buyer").

No other warranties, express or implied, are granted, including without limitation, implied warranties of merchantability, fitness for any particular purpose, or non infringement. Buyer's exclusive remedy for non-conforming Products during the warranty period is limited to replacement of or refund for the non-conforming Product(s).

There is no obligation to replace Products as the result of (i) accident, disaster or event of force majeure, (ii) misuse, fault or negligence of or by Buyer, (iii) use of the Products in a manner for which they were not designed, or (iv) improper storage and handling of the Products.

Current product instructions are available at www.thermoscientific.com/pierce. For a faxed copy, call 800-874-3723 or contact your local distributor.

© 2011 Thermo Fisher Scientific Inc. All rights reserved. Unless otherwise indicated, all trademarks are property of Thermo Fisher Scientific Inc. and its subsidiaries. Printed in the USA.