


GeneChip™ HT MG-430 PM Array Plate

Catalog Numbers 901434, 901257, and 901258

Doc. Part No. 702720 Pub. No. MAN0017679 Rev. A.0

 **WARNING!** Read the Safety Data Sheets (SDSs) and follow the handling instructions. Wear appropriate protective eyewear, clothing, and gloves. Safety Data Sheets (SDSs) are available from thermofisher.com/support.

Product use

The Applied Biosystems™ GeneChip™ HT MG-430 PM Array Plate is designed for medium- and high-throughput microarray expression analysis and enables researchers to perform large-scale studies with minimum hands-on processing time per sample. Each plate consists of 16, 24, or 96 microarrays and is offered as a part of the complete automated solution including target preparation, array washing, staining, and scanning instrumentations.

Each microarray on the GeneChip™ HT MG-430 PM Array Plate contains the same number of probe sets as the industry-standard GeneChip™ Mouse Genome 430 2.0 Array. This enables researchers to take a whole genome approach to expression profiling and smoothly scale up to process large numbers of samples.

One critical design change was introduced with the GeneChip™ HT MG-430 PM Array Plate: Only Perfect Match (PM) probes from the cartridge design were retained while Mismatch (MM) probes were removed.

For each plate, 3 configurations are offered:

- 16-array plate—2 columns of 8 microarrays in each column for a total of 16 identical microarrays on the same plate
- 24-array plate—3 columns of 8 microarrays in each column for a total of 24 identical microarrays on the same plate
- 96-array plate—12 columns of 8 microarrays in each column for a total of 96 identical microarrays on the same plate

Sequences used in the design of the array were selected from GenBank™, dbEST, and RefSeq. The sequence clusters were created from the UniGene database (Build 107, June 2002) and then refined by analysis and comparison with the publicly available draft assembly of the mouse genome from the Whitehead Institute Center for Genome Research (MGSC, April 2002).

Identical to the cartridge array manufacturing process, the oligonucleotide probes on GeneChip™ brand HT array plates are synthesized *in situ* using the photolithographic process. Visit our website for a list of supporting manuals for procedures regarding target preparation, target hybridization, washing, staining, and array plate scanning.

Critical specifications

Item	Specifications
Feature size	8 µm
Probes/sequence	11 Perfect Match Probes
Hybridization controls	<i>bioB, bioC, bioD, cre</i>
Poly-A controls	<i>dap, lys, phe, thr</i>
Normalization controls	100 probe sets
Housekeeping/control genes	<i>GAPDH, beta-Actin</i>
Hybridization volume	90 µL

Reagents, instrumentation, and software required

1. GeneChip™ HT 3' IVT PLUS Reagent Kit
2. GeneChip™ HT Hybridization, Wash, and Stain Kit
3. GeneTitan™ System
4. GeneChip™ Command Console™ software

For a complete list of reagents and consumables required, see our website for a list of supporting documentation for HT array plates.

Library files

Library files contain information about the probe array design characteristics, probe use and content, and scanning and analysis parameters. These files are unique for each probe array. Additional information can be located under the specific array product on our website.

Ordering information

GeneChip™ PM array plate kits include hybridization, scan, and stain trays for use with the GeneTitan™ Instrument. A separate consumables kit is available for use with the Beckman Coulter™ Biomek™ FX^P Target Prep Instrument.

Unless otherwise indicated, all materials are available through thermofisher.com. MLS: Fisher Scientific (fisherscientific.com) or other major laboratory supplier.

Product name	Description	Cat. No.
GeneChip™ HT MG-430 PM Array Plate	16-array format	901434
	24-array format	901257
	96-array format	901258
Supporting products		
GeneChip™ HT 3' IVT PLUS Reagent Kit	96 reaction	902417
GeneChip™ 3' IVT PLUS Reagent Kit	10 reaction	902415
	30 reaction	902416
GeneTitan™ Hybridization, Wash, and Stain Kit for 3' IVT Arrays	96 reaction	901530
Labware for 3' IVT Express method on the Beckman Coulter™ Biomek™ FX ^P	See Footnote ^[1]	901561

^[1] The labware kit contains consumables sufficient for 4 × 24 or 4 × 96 rxn runs.

Storage, handling, and stability

The array plates should be stored at 2–8°C and must not be frozen. The array plates must be protected at all times from damage or exposure to dust. Refer to the expiration date on the package label. Do not use array plates or reagents after the expiration date.

When handling the 96-array plate

Remove the array plate from the pouch with gloved hands. The array plate is packaged with a blue plastic base. Do not remove the protective blue plastic base from the array plate or touch the array plate directly. Keep the array plate in the protective base at all times, including when placed on the GeneTitan™ MC Instrument.




Fig. 1 Array plate assembly.

- ① Array plate
- ② Array on glass substrate that is mounted on a peg
- ③ Blue plastic base
- ④ Alignment pins
- ⑤ Array plate and blue base assembly

Note: Displayed action is for demonstration purposes only.

When handling the 96-plate scan tray

Remove the scan tray from the pouch with gloved hands. The scan tray is packaged with a black plastic base. Do not remove the protective black plastic base from the scan tray or touch the scan tray directly. This protective base should stay with the scan tray at all times prior to loading into the GeneTitan™ MC Instrument.

CAUTION! The scan tray has protruding guiding posts that may be sharp and can stick out of the pouch if not handled carefully; therefore, take precaution to prevent unnecessary injury.





Fig. 2 Scan tray assembly.

- ① Black plastic base
- ② Scan tray
- ③ Alignment pins
- ④ Array plate, scan tray, and black plastic base assembly

Note: Displayed action is for demonstration purposes only. All movement of the array plate is performed during the fluidics protocol on the GeneTitan™ Instrument.

Limited product warranty

Life Technologies Corporation and/or its affiliate(s) warrant their products as set forth in the Life Technologies' General Terms and Conditions of Sale found on Life Technologies' website at www.thermofisher.com/us/en/home/global/terms-and-conditions.html. If you have any questions, please contact Life Technologies at www.thermofisher.com/support.

 Affymetrix Pte Ltd | 7 Gul Circle #2M-01 | Keppel Logistics Building | Singapore 629563

The information in this guide is subject to change without notice.

DISCLAIMER: TO THE EXTENT ALLOWED BY LAW, LIFE TECHNOLOGIES AND/OR ITS AFFILIATE(S) WILL NOT BE LIABLE FOR SPECIAL, INCIDENTAL, INDIRECT, PUNITIVE, MULTIPLE, OR CONSEQUENTIAL DAMAGES IN CONNECTION WITH OR ARISING FROM THIS DOCUMENT, INCLUDING YOUR USE OF IT.

Important Licensing Information: These products may be covered by one or more Limited Use Label Licenses. By use of these products, you accept the terms and conditions of all applicable Limited Use Label Licenses.

Revision history: Pub. No. MAN0017679

Revision	Date	Description
A.0	22 April 2018	Initial release in Thermo Fisher Scientific document control system. Supersedes legacy Affymetrix publication number 702720. Updated to the current document template, with associated updates to trademarks, logos, licensing, and warranty.

©2018 Thermo Fisher Scientific Inc. All rights reserved. All trademarks are the property of Thermo Fisher Scientific and its subsidiaries unless otherwise specified. All other trademarks are the property of their respective owners.