

Anti-TNKS1 Recombinant Human Biotinylated Fab

Store at 2°C to 8°C (short-term), or -20°C (long-term)

Catalog Number 730096

Pub. No. MAN0007548 Rev. 1.00

Clonality: Monoclonal	Quantity: 100 µg	Volume: 200 µL	Concentration: 0.5 mg/mL
Host/Class: Mouse IgG (Fab)	Reactivity: Human TNKS1	Predicted Reactivity: Human	

Product Description

Tankyrase-1 (TNKS1) is a poly-ADP-ribosyltransferase involved in modification of proteins involved in Wnt signaling, telomere regulation, cell division, and vesicle trafficking. It acts by mediating poly-ADP-ribosylation (PARsylation) of target proteins. In the Wnt pathway, AXIN1 and AXIN2 are PARsylated, resulting in ubiquitination and degradation. This results in inhibition of beta-catenin degradation, and promotes signaling. At the telomere, TNKS1 PARsylates the telomerase inhibitor TERF1, causing it to dissociate from the telomere and promote telomere elongation. It is involved in centrosome maturation and spindle pole assembly, and regulates the subcellular distribution of SLC2A4/GLUT4-vesicles.

This product consists of purified Fab fragments which do not have an Fc domain that can be used for detection by secondary reagents. To enable simple and robust detection, the Fab fragments are specifically biotinylated on the C-terminus of the heavy chain. The extremely strong and specific interaction between biotin and streptavidin enables any streptavidin-conjugated secondary reagent to be used for detection.

This antibody was developed against a fully folded protein domain, so it does not show good reactivity against denatured proteins, and may not work in western blot applications.

Product Specifications

Immunogen:	Folded protein domain corresponding to amino acids of Human TNKS1
Apparent MW:	142 kDa
Gene ID:	8658
Protein Accession No.:	O95271
Sequence Identity:	Human
Isotype:	IgG ₁
Lot:	See product label

Product Applications

Application	Species	Test Material	Concentration
Immunoprecipitation + Mass Spectrometry	Human	HEK293 cells	2 µg per IP

Storage and handling

Store the antibody at 2°C to 8°C for up to 1 month, or -20°C for long storage. Avoid repeated freezing and thawing.

Stability

When stored as instructed, expires one year from date of receipt unless otherwise indicated on product label.

Storage Buffer

Phosphate buffered saline (PBS) with 0.09% sodium azide.



CAUTION! Sodium azide is extremely toxic and may react with lead and copper plumbing to form highly explosive metal azides. Properly dispose of solutions containing sodium azide. Read the Safety Data Sheet (SDS) and follow the handling instructions. Wear appropriate protective eyewear, clothing and gloves. SDSs are available at www.lifetechnologies.com/support.

Product Documentation

To obtain a Certificate of Analysis or Safety Data Sheet (SDS), visit <http://www.lifetechnologies.com/support>.








Related Products

Product Name	Quantity	Catalog No.
iBlot [®] Dry Blotting System	1 unit	IB1001
WesternBreeze [®] Chromogenic Kit Anti-Rabbit	1 kit	WB7105
WesternBreeze [®] Chemiluminescent Kit, Anti-Rabbit	1 kit	WB7106
Goat anti-mouse (H+L), HRP conj.	1 mg	G21040
Goat anti-rabbit (H+L), HRP conj.	1 mg	G21234
Goat anti-mouse (H+L), AP conj.	1 mg	G21060
Goat anti-rabbit (H+L), AP conj.	1 mg	G21079
Streptavidin Agarose	5 mL	SA10004

Limited product warranty

Life Technologies Corporation and/or its affiliate(s) warrant their products as set forth in the Life Technologies' General Terms and Conditions of Sale found on Life Technologies' website at www.lifetechnologies.com/termsandconditions. If you have any questions, please contact Life Technologies at www.lifetechnologies.com/support.

Explanation of Symbols

Symbol	Description	Symbol	Description	Symbol	Description
	Manufacturer		Catalog number		Batch code
	Use by		Temperature limitation		
	Consult instructions for use		Caution, consult accompanying documents		

DISCLAIMER: LIFE TECHNOLOGIES CORPORATION AND/OR ITS AFFILIATE(S) DISCLAIM ALL WARRANTIES WITH RESPECT TO THIS DOCUMENT, EXPRESSED OR IMPLIED, INCLUDING BUT NOT LIMITED TO THOSE OF MERCHANTABILITY, FITNESS FOR A PARTICULAR PURPOSE, OR NON-INFRINGEMENT. TO THE EXTENT ALLOWED BY LAW, IN NO EVENT SHALL LIFE TECHNOLOGIES AND/OR ITS AFFILIATE(S) BE LIABLE, WHETHER IN CONTRACT, TORT, WARRANTY, OR UNDER ANY STATUTE OR ON ANY OTHER BASIS FOR SPECIAL, INCIDENTAL, INDIRECT, PUNITIVE, MULTIPLE OR CONSEQUENTIAL DAMAGES IN CONNECTION WITH OR ARISING FROM THIS DOCUMENT, INCLUDING BUT NOT LIMITED TO THE USE THEREOF.

NOTICE TO PURCHASER: Limited Use Label License No. 327: Recombinant Antibody Technology: The purchase of this product conveys to the buyer the non-transferable right to use the purchased amount of the product and components of the product in research and manufacturing conducted by the buyer (whether the buyer is an academic or for-profit entity). The buyer cannot sell or otherwise transfer (a) this product, (b) its components or (c) materials made using this product or its components to a third party or otherwise use this product or its components or materials made using this product or its components for Commercial Purposes. The buyer may transfer information or materials made through the use of this product to a scientific collaborator, provided that such transfer is not for any Commercial Purpose, and that such collaborator agrees in writing (a) not to transfer such materials to any third party, and (b) to use such transferred materials and/or information solely for research and not for Commercial Purposes. Commercial Purposes means any activity by a party for consideration and may include, but is not limited to: (1) use of the product or its components for contract manufacturing services; (2) use of the product or its components to provide a service, information, or data; (3) use of the product itself or its components as a therapeutic, diagnostic or prophylactic; or (4) resale of the product or its components, whether or not such product or its components are resold for use in research or manufacturing. If the purchaser is not willing to accept the limitations of this limited use statement, Life Technologies is willing to accept return of the product for a full refund. For information on obtaining additional rights, please contact outlicensing@lifetech.com.

© 2012 Life Technologies Corporation. All rights reserved. The trademarks mentioned herein are the property of Life Technologies Corporation and/or its affiliates or their respective owners.

For support visit lifetechnologies.com/support or email techsupport@lifetech.com

lifetechnologies.com