


# Instructions for Using the Tray Retainer in the GeneChip® 640 Hybridization Oven


## Quick Reference Card

Use the tray retainer (P/N 100-0026 for a bag of eight) to secure the Affymetrix probe array carrier trays to the Affymetrix 640 Hybridization Oven carousel.




P/N 100-0026

1. Position the small hooked end of the tray retainer over the upper rail of the carousel frame. The hook must face down.



**Important:** Position the tray retainer between adjacent GeneChip® probe arrays.

2. Snap the lower end of the tray retainer over the lip of the probe array tray by pressing with a thumb on the flat part of the retainer closest to the tray.
3. To remove the tray retainer, simply rest a thumb on the flat part of the retainer and pull the lower end out from under the lip of the tray.



**AFFYMETRIX, INC.**

**Tel: 1-888-362-2447 (1-888-DNA-CHIP)**


**Fax: 1-408-481-0435**

**sales@affymetrix.com**

**support@affymetrix.com**

**www.affymetrix.com**

Part No. 08-0178 Rev B For Research Use Only Not For Use In Diagnostic Procedures

© 2004-2005 Affymetrix, Inc. All rights reserved. Affymetrix®, GeneChip®, , HuSNP®, GenFlex®, Flying Objective™, CustomExpress®, NetAffx™, CustomSeq™, Tools To Take You As Far As Your Vision®, and The Way Ahead™ are trademarks owned or used by Affymetrix, Inc.

**AFFYMETRIX**  
