

ERIC Software Download Instructions

Below is a link to download the ERIC software from the Thermo Fisher website:

<https://www.thermofisher.com/uk/en/home/industrial/microbiology/microbial-identification/biochemical-identification/biochemical-id-panels.html>

Webpage screen shot – click on Download

The screenshot shows a webpage titled "ID Panel Software" with two columns of information. The left column is for "ERIC Software for RapID Systems" and the right column is for "Microbact Identification Software". Both columns have descriptive text and links. A "View all ID Panel Software" button is located below the left column. Below that, the "Download ERIC software" section is highlighted with a red circle, containing a "Download" button. Below the button, there is a list of files included in the download and instructions for installation.

ID Panel Software

ERIC Software for RapID Systems
Designed exclusively for use with RapID Systems, the latest version of ERIC Software features an expanded taxonomy for unparalleled coverage and confidence.
[Go to ERIC online >](#)
[Go to ERIC patch updates >](#)
[Request more information >](#)
[View all ID Panel Software](#)

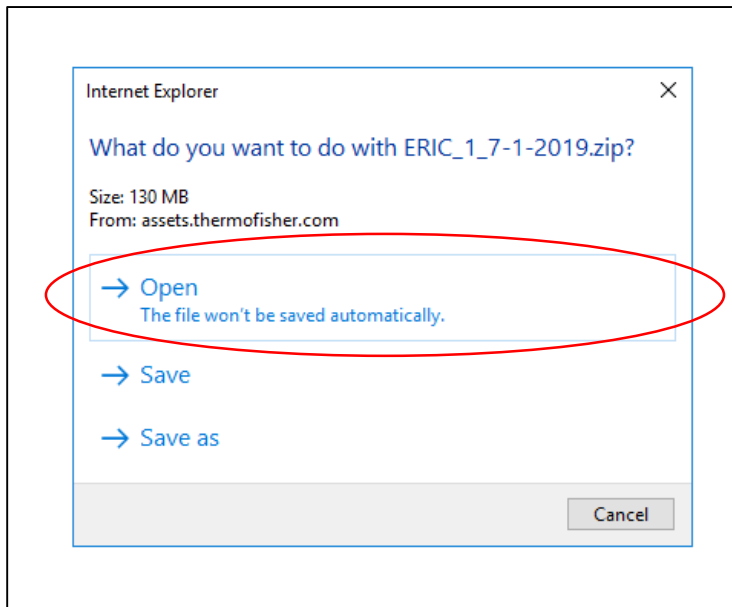
Microbact Identification Software
Easily read and interpret results from Microbact GNB, *Listeria* and *Staphylococcus* kits with the Microbact Software Program.
[Go to Microbact Software >](#)

Download ERIC software
[Download](#)

Download contains the following files: ERIC Setup; an ERIC Instruction Manual; and Chinese ERIC setup. Open as follows:

- English (ERIC software download). Click on 'Setup ERIC Software.EXE' and follow on-screen instructions.
- Documentation. Pdf versions of ERIC Instruction Manual and ERIC requirements.
- SimpChin (Chinese ERIC software download). Click on 'Setup ERIC Software.EXE' and follow on-screen instructions.

Double click on Open



Message: Downloading from thermofisher.com....

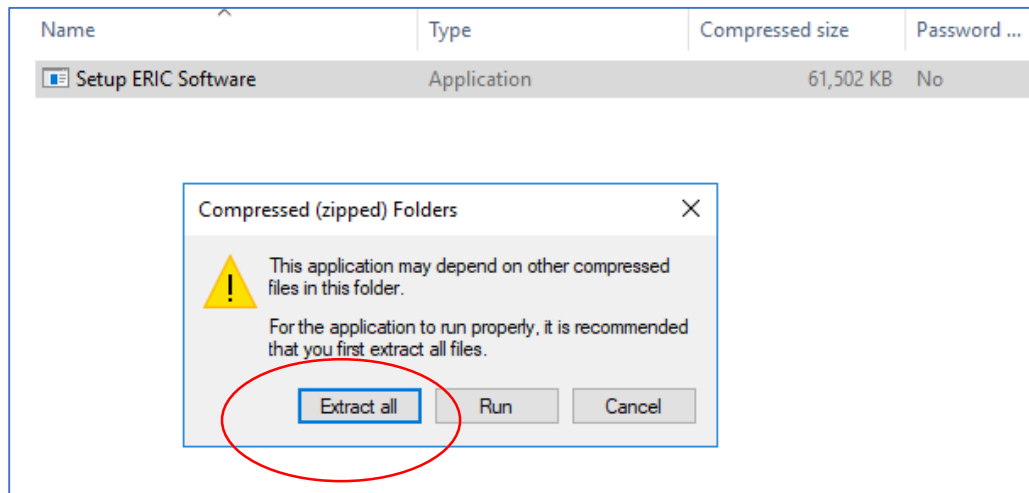
Selected Folder called English

Name	Type	Compressed size	Password ...	Size
Documentation	File folder			
English	File folder			
SimpChin	File folder			

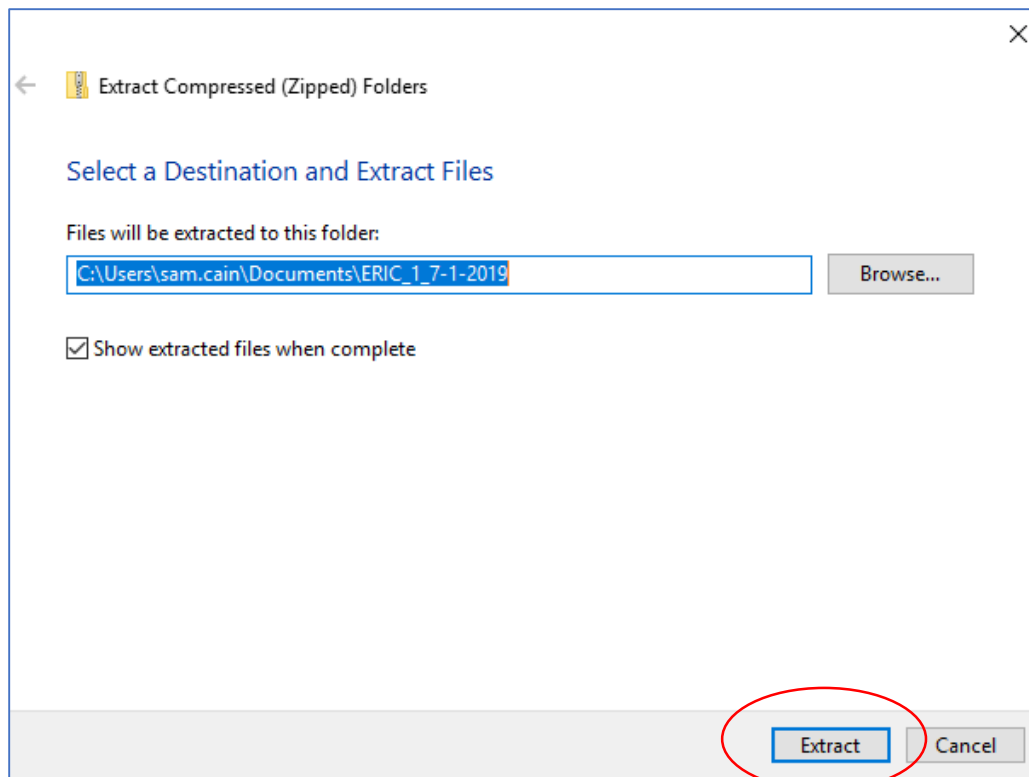
Open folder and double click to open Setup ERIC Software

Name	Type	Compressed size	Password ...
Setup ERIC Software	Application	61,502 KB	No

Select Extract all



Click on Extract..



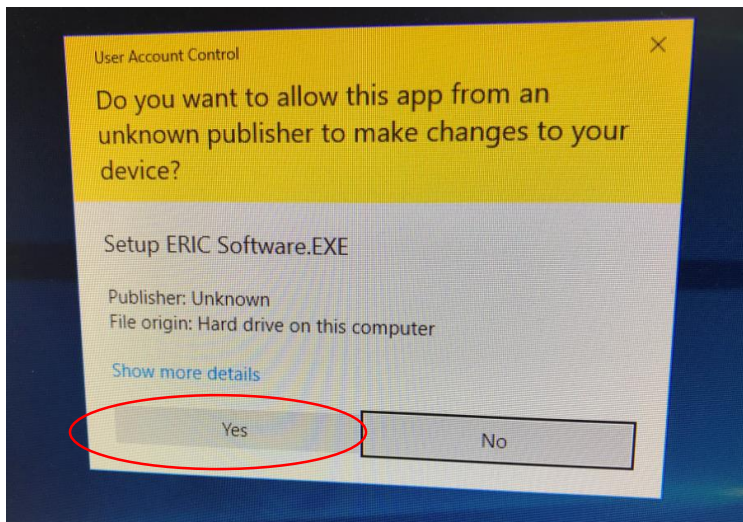
Double click on Folder called English

Name	Type	Compressed size	Password ...	Size
Documentation	File folder			
English	File folder			
SimpChin	File folder			

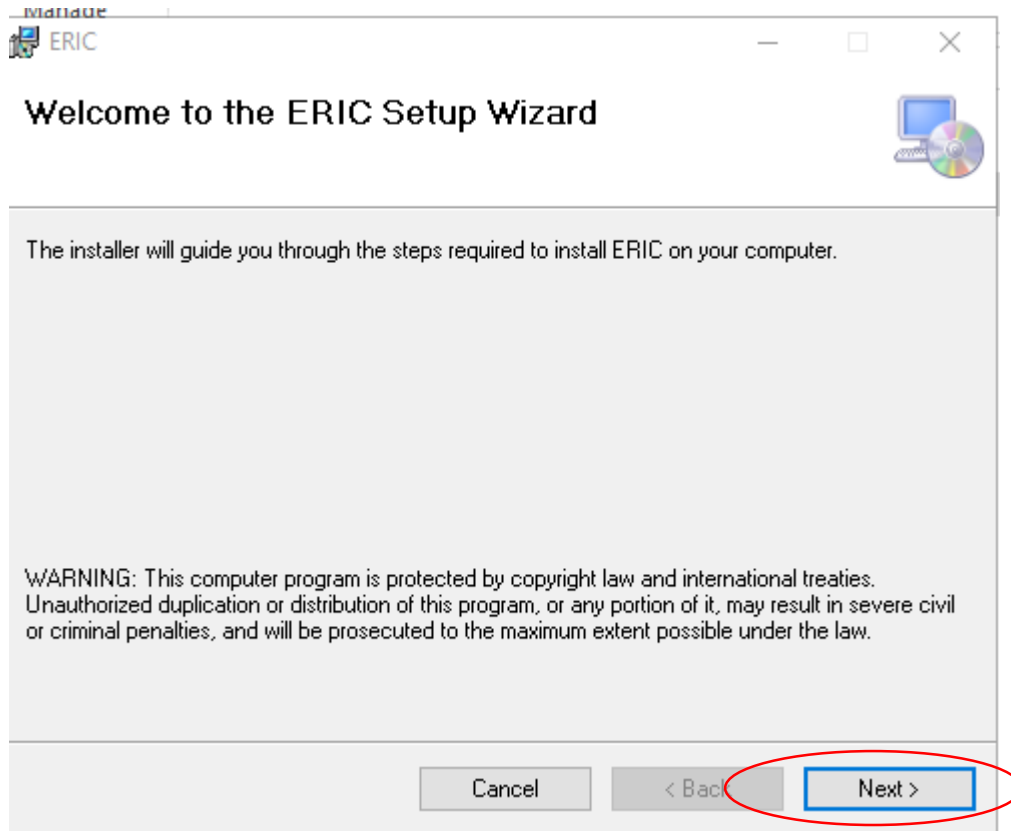
Double click on Setup ERIC Software

Name	Type	Compressed size	Password ...
Setup ERIC Software	Application	61,502 KB	No

If this message appears, click on 'Yes'



Select Next and follow the installation instructions. Close when complete.



The following Icon will appear on your desktop.



To open ERIC double click on the Icon and select OK at the My Laboratory Logon screen.

