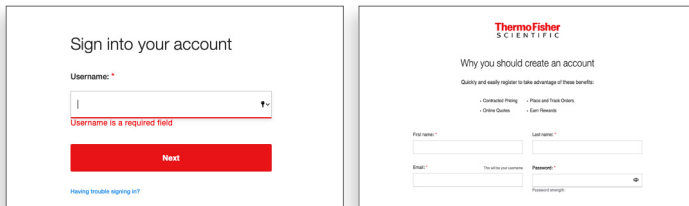


Services Central quick start guide

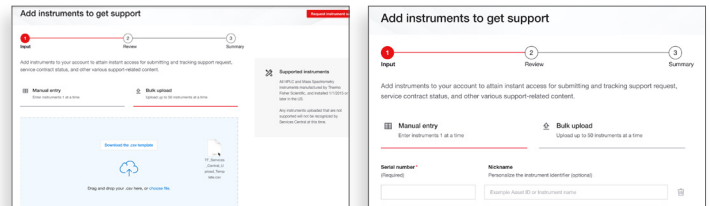
Getting started quickly and easily

Log in



Log in to your Thermo Fisher Scientific account with your email address, or create a new account using your work email.

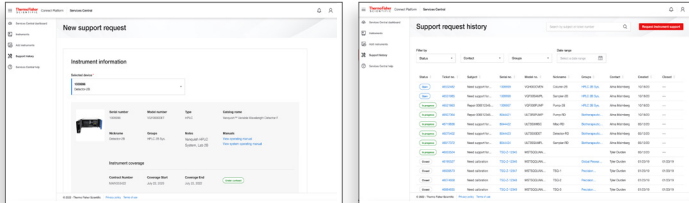
Add instruments



Add your instruments* to your account by uploading a CSV file with up to 50 instrument serial numbers or by manually entering the serial number(s).

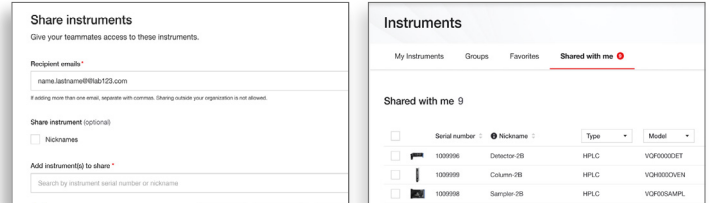
*Services Central currently supports HPLC and LC/MS instruments installed in the U.S. after 1/1/2015. Other instruments will be supported soon.

Request support



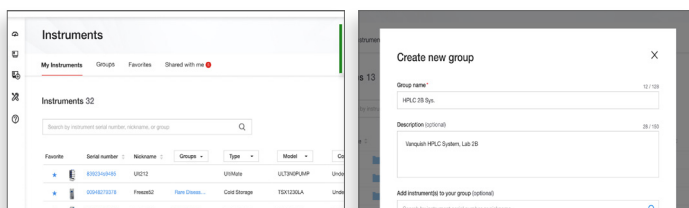
Submit service requests for your instruments. Receive real-time updates on your ticket status.

Share



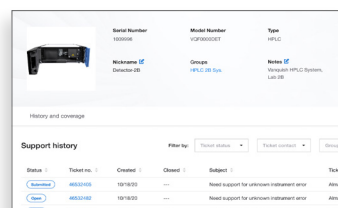
Invite others to join Services Central and manage instruments. Linked users can see service updates, access relevant manuals and service history, as well as open tickets on instruments they manage.

Personalize



Customize instruments with nicknames, add to favorites, and create instrument groups.

Access resources



See service history notes and relevant user manuals, as well as warranty and service contract coverage status.

Get started streamlining your workflow at thermofisher.com/servicescentral/login